

SACRAMENTO-YOLO
MOSQUITO & VECTOR
CONTROL DISTRICT

AUGUST 16, 2016

BOARD OF TRUSTEES
REGULAR MEETING

BOARD PACKET

10:00 A.M.

8631 Bond Road
Elk Grove, CA 95624

**SACRAMENTO/YOLO MOSQUITO
& VECTOR CONTROL DISTRICT
BOARD OF TRUSTEES REGULAR MEETING**

8631 Bond Road
Elk Grove, CA 95624

**AGENDA
August 16, 2016
10:00 AM**

In compliance with the Americans with Disability Act, if you are a disabled person and you need a disability-related modification or accommodation to participate in this meeting, please contact the District office at (916) 685-1022 or (916) 685-5464 (fax). Requests must be made as early as possible, and at least one-full business day before the start of the meeting. Documents and materials relating to an open session agenda item that are provided to the SYMVCD Board less than 72 hours prior to a regular meeting will be available for public inspection and copying at 8631 Bond Road, Elk Grove, Ca 95624. The documents will also be available on the agency's website at www.fightthebite.net.

CALL TO ORDER:

- **Roll Call**
- **Pledge of Allegiance**

1. **Items for Approval by General Consent:**
 - a. **Minutes of the July 19, 2016 Board of Trustees Meeting**
 - b. **Expenditures for July 2016**
 - c. **Board Consideration of Fee Increase for Larviciding Applications from Farm Air**

2. **Opportunity for Public Comment**

This item is reserved for members of the public who wish to speak on items not on the agenda

3. **Reports to the Board**
 - a. **Manager's Report**
 - b. **Reports from District Departments**
 - **Lab/Surveillance**
 - **Ecological Management**
 - **Biological Control**
 - **Larval and Adult Control**
 - **Public Outreach**

4. **Status of West Nile Virus Activity and District Response**

5. **Board/Staff Reports and Requests**

6. **Adjournment**

Sacramento-Yolo Mosquito and Vector Control District

August 16, 2016 Board Meeting

1. Items for Approval by General Consent:

- a. Minutes of the July 19, 2016 Board of Trustees Meeting;
- b. Expenditures for July 2016;
- c. Board Consideration of Fee Increase for Larviciding Applications from Farm Air.

Recommendation:

Approve the Items by General Consent

**MINUTES OF THE JULY 19, 2016
REGULAR MEETING OF THE BOARD OF TRUSTEES OF THE
SACRAMENTO-YOLO MOSQUITO & VECTOR CONTROL DISTRICT**

PLACE: 8631 Bond Road, Elk Grove, CA 95624
TIME: 10:00 a.m.

TRUSTEES PRESENT:

Sean Denny	Vice President	Woodland
Susan Maggy	Secretary	Sacramento County
Christopher Barker		Davis
Craig Burnett		Folsom
Raul DeAnda		West Sacramento
Frederick Goethel		Galt
Lyndon Hawkins		Elk Grove
Jayna Karpinski-Costa		Citrus Heights
Raymond LaTorre		Sacramento
Rosemarie Moore		Isleton

TRUSTEES ABSENT:

Bruce Eldridge	Yolo County
Gregory Lanzaro	Winters
Robert McGarvey	Rancho Cordova

LEGAL COUNSEL:

Richard Shanahan

STAFF PRESENT:

Gary Goodman	Manager
Samer Elkashef	Assistant Manager
Janna McLeod	Administrative Manager
Paula Macedo	Lab Director
Marcia Reed	Program Coordinator
Marty Scholl	Ecological Management Supervisor
Luz Maria Robles	Public Information Officer
Tony Hedley	Fisheries Supervisor

CALL TO ORDER

The meeting was called to order at 10:00 a.m. by Vice President Sean Denny.

Roll Call

Trustees Gregory Lanzaro, Robert McGarvey, and Bruce Eldridge are absent; however, a quorum is present. Trustee Goethel left the meeting at 11:25 a.m.

Pledge of Allegiance

All phones and electronic devices are requested to be silenced during the meeting.

1. ITEMS FOR APPROVAL BY GENERAL CONSENT

Trustee Karpinski-Costa had a question on the December 31, 2015 Investment Report. She asked how an account can have negative earnings like those seen in the December Report. Manager Goodman responded that there can be a variety of reasons an account could have negative earnings. The Yolo County Treasury Pool is invested in the market and the market experiences regular ups and downs and the Pool can lose money when there is a sharp downturn in the market during a quarter.

On a motion by Trustee Goethel, seconded by Trustee LaTorre the Board voted to approve General Consent items a. through d. The motion passed by the following vote: Ayes: 10, Noes: 0, Absent: 3.

- a. Minutes of the June 21, 2016 Board of Trustees Meeting;
- b. Expenditures for June 2016;
- c. Updated District Investment Report for Period Ending December 31, 2015;
- d. Updated District Investment Report for Period Ending March 31, 2016.

2. OPPORTUNITY FOR PUBLIC COMMENT

This item is reserved for members of the public who wish to speak on items not on the agenda.

Field Representative Brian Ricks from Congressman Ken Cooley's office requested to speak. He indicated that the Congressman's office had received calls related to the Aerial spraying that took place on June 22nd and 23rd in the Arden-Arcade and Carmichael areas. He said the calls his office received were mostly residents claiming they did not receive notification the spraying would be taking place. Manager Goodman thanked Mr. Ricks and Congressman Cooley's office for relaying the information to the District. Manager Goodman reviewed the notification process and the various outlets, community groups and elected officials that press releases are sent to when areas of concern develop and when the decision is made to spray. The District continually seeks out new ways to notify the public and is open to suggestions or ideas that may help to reach more people.

3. REPORTS TO THE BOARD

a. Manager's Report:

Manager Goodman provided written and verbal reports. Manager Goodman indicated the District is continuing to see West Nile virus activity in bird and mosquito populations. The number of positive samples is much higher than last year and staff is responding with extended hours while continuing to follow the Mosquito Borne Disease Management Plan. Manager Goodman updated the Board on the progress of the construction of the new insectary in the lab with completion anticipated in early August. Manager Goodman reviewed the status of the Federal Zika Funding Bill stating that it had stalled and no movement had been made in Congress to date. MVCAC is working on a letter to CDPH and CDC regarding funding needs as it relates to the Zika virus and costs to control the invasive species that vector it.

b. Reports from District Departments:

Written reports were provided in the Board packet from each department. Department supervisors gave an oral presentation and were available to answer any questions.

Lab/Surveillance: Lab Director, Paula Macedo discussed surveillance activities including mosquito abundance, mosquito trapping, dead bird reports, and resistance testing. Mosquito abundance continues to be high with 2,998 mosquito pools tested and 203 of those were positive for West Nile virus. 217 dead birds have tested positive as opposed to 15 this time last year. All sentinel chickens have tested negative for West Nile virus thus far. Exotic/Invasive species surveillance has 27 permanent sites with no *Aedes* eggs found so far this season.

Ecological Management: Ecological Management Supervisor, Marty Scholl provided a written report on Wetland, Regulatory, Stormwater, Pool, and Agricultural programs. Marty gave a presentation on the Unmanned Aerial Vehicle (UAV) trials conducted in rice fields and riparian areas. The presentation included pictures and video showing the UAV carrying a camera over flooded fields or areas of standing water. The pictures and video demonstrate the camera's ability to pick up or see mosquito larvae or pupae in the water in areas where traditional hand-dipping cannot. Staff will continue to work closely with various Federal Aviation Administration (FAA) staff related to UAV operations for surveillance and control uses.

Biological Control: Fisheries Supervisor, Tony Hedley reported on Fisheries activities and maintenance. Fisheries staff has been assisting the Catch Basin crew a few days a week as well as rotating in with the North Sac crew for service requests, creeks and radius work. Tony discussed fish planting activities including the stocking rates in fields. To date the District has used over 556 lbs. of fish compared to over 776 lbs. last year. Tony attributed this decrease to the rice field flood up taking place two weeks later than it did last year.

Larval and Adult Control: Program Coordinator, Marcia Reed reported on control activities. Technicians are performing significant overtime in order to respond to positive mosquito pool test results. Rice fields are more productive and are requiring larval and adult control applications. Farm Air is completing aerial larvicide orders in a timely manner. VDCI is performing aerial adulticide orders including the two nights of aerial spraying over Arden-Arcade and Carmichael in Sacramento County.

Public Outreach: Public Information Officer, Luz Maria Robles reported on public education and outreach activities. In June the District put out press releases for increased West Nile virus activity in areas of concern including the Arden-Arcade spray area. Press releases and spray notices are being sent to news media, neighborhood associations and local officials. As discussed in the public comment period the District is open to ideas for improving notifications from the public.

4. BOARD REVIEW AND APPROVAL OF DISTRICT BUDGET FOR 2016-2017.

Manager Goodman presented the final reading of the draft District Budget for FY 2016-2017. On a motion by Trustee Moore, seconded by Trustee DeAnda the Board voted to approve the District 2016-2017 Budget. The motion passed by the following vote: Ayes: 9, Noes: 0, Absent: 4.

5. BOARD AUTHORIZATION TO PAY 2016/2017 ANNUAL PREMIUM INVOICE OF \$288,730 FOR COVERAGE THROUGH THE VECTOR CONTROL JOINT POWERS AGENCY.

Manager Goodman presented the item. On a motion by Trustee Burnett, seconded by Trustee DeAnda, the Board voted to authorize the payment of the 2016/2017 annual premium invoice of \$288,730 for coverage through the Vector Control Joint Powers Agency. The motion passed by the following vote: Ayes: 9, Noes: 0, Absent: 4

6. BOARD AUTHORIZATION TO PAY CALPERS UNFUNDED LIABILITY INVOICES OF \$505,541.

Manager Goodman presented the item. On a motion by Trustee Burnett, seconded by Trustee Barker, the Board voted to authorize payment of the CalPERS unfunded liability invoices of \$505,541. The motion passed by the following vote: Ayes: 9, Noes: 0, Absent: 4

7. BOARD REVIEW AND CONSIDERATION TO PURCHASE REPELLENT FOR THE PUBLIC OUTREACH PROGRAM NOT TO EXCEED \$60,000.

Manager Goodman presented the item and Public Information Officer, Luz Robles, was available to answer any questions. On a motion by Trustee DeAnda, seconded by Trustee Maggy, the Board voted to approve the purchase of repellent wipes from Ben Deet not to exceed \$60,000. The motion passed by the following vote: Ayes: 9, Noes: 0, Absent: 4

8. BOARD REVIEW AND DISCUSSION OF DISTRICT 5 YEAR PLAN

Assistant Manager Samer Elkashef presented the item and reviewed the 5 year plan for each District department including items that are in progress and items that have been completed. A chart indicating the anticipated timeline and costs associated with each department's plan was included with the update. This was an information only item and no action was taken by the Board.

9. CLOSED SESSION CONFERENCE WITH GENERAL MANAGER TO DISCUSS PERFORMANCE EVALUATION

Vice President Denny adjourned the regular meeting to go into closed session at 12:00 p.m.

10. CLOSED SESSION CONFERENCE WITH DISTRICT LABOR NEGOTIATION AD HOC COMMITTEE (TRUSTEES BURNETT, DENNY, AND HAWKINS) REGARDING THE GENERAL MANAGER CONTRACT

Manager Goodman was excused and the Board continued the closed session moving on to Item 10 at 12:15p.m.

11. RETURN TO OPEN SESSION AND POST-CLOSED SESSION ANNOUNCEMENT

The Board returned from closed session and re-opened the regular meeting at 12:37 a.m. with nothing to report from the closed session.

12. BOARD REVIEW AND CONSIDERATION FOR APPROVAL OF AMENDMENT TO GENERAL MANAGER EMPLOYMENT AGREEMENT WITH GARY GOODMAN

On a motion by Trustee Burnett, seconded by Trustee Hawkins, the Board voted to approve the Amendment to the General Manager Employment Agreement with Gary Goodman. The motion passed by the following vote: Ayes: 7, Noes: 0, Absent: 4, Abstention: 2, Trustee Susan Maggy and Trustee Jayna Karpinski-Costa abstained from voting on this item.

13. BOARD/STAFF REPORTS AND REQUESTS

Manager Goodman indicated the District would follow up with Brian Ricks from Congressman Cooley's office to further discuss feedback they received on the notification process for aerial spraying events.

The District received a letter from the City of Folsom notifying the District of their intent to refinance their redevelopment liabilities.

Trustee Hawkins requested staff look into projecting or forecasting revenues and liabilities over a longer time period such as five or ten years versus annually.

Trustee Karpinski-Costa suggested the Bohart Museum as a possible site for the Board field trip in September or October.

Trustee DeAnda commended Manager Goodman and staff on their work for the District 5-Year Plan.

14. ADJOURNMENT

Vice President Sean Denny adjourned the meeting at 12:45 p.m.

* * * * *

I certify that the above minutes substantially reflect the general business and actions taken by the Board of Trustees at the July 19, 2016 meeting.

Gary Goodman, Manager

Approved as written and/or corrected by the Board of Trustees at the August 16, 2016 meeting.

Susan Maggy, Board Secretary

Aug 9, 2016

12:53 pm

Sacramento/Yolo M.V.C.D.

July 2016 Check Register

Check Number	Date	EFT #/ Vendor	Name	Discounts	Net Amount
49523	07/08/16	ADAPCO	Adapco, Inc.	0.00	152683.65
49524	07/08/16	AGRIFORM	The Tremont Group, Inc.	0.00	210.71
49525	07/08/16	ANDKO	ANDKO Building Maintenance Inc.	0.00	2777.94
49526	07/08/16	AUTOZONE	AutoZone, Inc.	0.00	911.05
49527	07/08/16	CAPITAL PUBL	Capital Public Radio, Inc.	0.00	2608.00
49528	07/08/16	CARQUEST	CarQuest Auto Parts	0.00	748.09
49529	07/08/16	CCI	Consolidated Communications	0.00	2482.76
49530	07/08/16	CITRUS HEIGH	City of Citrus Heights	0.00	35.00
49531	07/08/16	CLARKE MOSQ	Clarke Mosquito Control Products, Inc.	0.00	37656.14
49532	07/08/16	CLEAN SOURCE	Supplyworks	0.00	490.57
49533	07/08/16	COMMERCE	Commerce Printing	0.00	3909.60
49534	07/08/16	COMPLETE WEL	Complete Welders Supply, Inc.	0.00	902.34
49535	07/08/16	COSUMNES	Cosumnes Community Services Dist.	0.00	100.00
49536	07/08/16	CSAC EXCESS	CSAC Excess Insurance Authority	0.00	508.86
49537	07/08/16	D&J TOWING	D & J Towing	0.00	60.00
49538	07/08/16	FARM AIR	Farm Air Flying Service	0.00	34000.50
49539	07/08/16	FASTENAL	Fastenal Company	0.00	270.38
49540	07/08/16	FERRELLGAS	Ferrellgas	0.00	351.29
49541	07/08/16	FMP	Factory Motor Parts Co	0.00	1556.99
49542	07/08/16	G&K SERVICES	G&K Services	0.00	1981.97
49543	07/08/16	GRAINGER	Grainger	0.00	46.11
49544	07/08/16	HUNT & SONS	Hunt & Sons, Inc.	0.00	9142.36
49545	07/08/16	INLAND	Inland Business Systems	0.00	474.73
49546	07/08/16	KAISER FHP	Kaiser Foundation Health Plan	0.00	1323.20
49547	07/08/16	KAISER FHP	Kaiser Foundation Health Plan	0.00	22593.65
49548	07/08/16	KAISER FHP	Kaiser Foundation Health Plan	0.00	1984.80
49549	07/08/16	KAISER FHP	Kaiser Foundation Health Plan	0.00	15749.92
49550	07/08/16	KIMBALL MID	Kimball Midwest	0.00	541.17
49551	07/08/16	O'REILLY	O'Reilly Automotive Stores, Inc.	0.00	1099.31
49552	07/08/16	PARTS CENTER	The Parts Center	0.00	754.38
49553	07/08/16	PG&E	PG & E	0.00	80.48
49554	07/08/16	PITNEY BOWES	Pitney Bowes	0.00	317.20
49555	07/08/16	PREFERRED	Preferred Benefit Ins. Administrators	0.00	8341.50
49556	07/08/16	RADIAL TIRE	Radial Tire of Elk Grove	0.00	56.95
49557	07/08/16	REPUBLIC	Republic Services #922	0.00	30.72
49558	07/08/16	SAFE SIDE	Safe Side Security	0.00	1000.50
49559	07/08/16	SMUD	S.M.U.D.	0.00	3702.75
49560	07/08/16	UNIVAR	Univar Inc.	0.00	43708.90
49561	07/08/16	US BANK	U.S. Bank	0.00	16681.64
49562	07/08/16	US BANK EQUI	U.S. Bank Equipment Finance	0.00	570.35
49563	07/08/16	US HEALTH	US Healthworks Medical Group	0.00	80.00
49564	07/08/16	VALLEY TIRE	Valley Tire Center	0.00	38.00
49565	07/08/16	VDCI	Vector Disease Control International	0.00	30333.34
49566	07/08/16	VECTOR	California Dept. of Public Health	0.00	7320.00
49567	07/08/16	VERIZON WIRE	Verizon Wireless	0.00	3126.78
49568	07/08/16	WASTE MGMT	Waste Management	0.00	360.35
49569	07/21/16	ADAPCO	Adapco, Inc.	0.00	386733.64
49570	07/21/16	ALHAMBRA	Alhambra & Sierra Springs	0.00	367.47
49571	07/21/16	ALL STAR	All Star Glass	0.00	243.50
49572	07/21/16	AT&T	AT&T	0.00	37.64
49573	07/21/16	AUTOZONE	AutoZone, Inc.	0.00	93.76
49574	07/21/16	BARTKIEWICZ	Bartkiewicz, Kronick & Shanahan	0.00	2382.94
49575	07/21/16	CALPERS	CalPERS	0.00	505459.00

49576	07/21/16	CALPERS	CalPERS	0.00	82.00
49577	07/21/16	CHEM SERVICE	Chem Service, Inc.	0.00	489.20
49578	07/21/16	EG DODGE	Elk Grove Dodge	0.00	129.38
49579	07/21/16	EG WATER	Elk Grove Water District	0.00	546.39
49580	07/21/16	HUNT & SONS	Hunt & Sons, Inc.	0.00	8982.85
49581	07/21/16	INLAND	Inland Business Systems	0.00	461.68
49582	07/21/16	LIFE TECH	Life Technologies Corporation	0.00	8458.99
49583	07/21/16	LINA	Life Insurance Company of North America	0.00	2707.44
49584	07/21/16	LOTUS SAC	Lotus Sacramento Corp	0.00	5000.00
49585	07/21/16	MURRAY MCDA	Murray McDaniel	0.00	225.00
49586	07/21/16	MVCAC-	MVCAC	0.00	8000.00
49587	07/21/16	NERDS MEDIA	Nerds Media	0.00	1000.00
49588	07/21/16	P&A ADMIN	P & A Administrative Services, Inc	0.00	112.50
49589	07/21/16	PG&E	PG & E	0.00	803.83
49590	07/21/16	SAFETY KLEEN	Safety Kleen Corp.	0.00	532.60
49591	07/21/16	STERICYCLE	Stericycle, Inc.	0.00	77.20
49592	07/21/16	TIRE RACK	The Tire Rack	0.00	1736.87
49593	07/21/16	TRICO	TriCo Welding Supplies	0.00	77.22
49594	07/21/16	UNIVAR	Univar Inc.	0.00	55591.28
49595	07/21/16	UNIVISION TV	Univision Communications Inc.	0.00	10035.00
49596	07/21/16	VALLEY TIRE	Valley Tire Center	0.00	126.31
49597	07/21/16	VCJPA	Vector Control Joint Powers Agency	0.00	288730.00
49598	07/21/16	VDCI	Vector Disease Control International	0.00	13365.80
49599	07/21/16	VWR	VWR International Inc.	0.00	1014.25
49600	07/21/16	WESTERN HEAL	Western Health Advantage	0.00	5051.52
49601	07/21/16	WESTERN HEAL	Western Health Advantage	0.00	10105.22
49602	07/21/16	WOODLAND	City of Woodland	0.00	361.53
49603	07/25/16	ADAPCO	Adapco, Inc.	0.00	67740.62
49604	07/25/16	BACKFLOW	Backflow Technologies, Inc.	0.00	208.00
49605	07/25/16	BEAM	Beam Construction	0.00	31250.00
49606	07/25/16	CLARKE MOSQ	Clarke Mosquito Control Products, Inc.	0.00	46319.74
49607	07/25/16	DIGNITY SAC	Dignity Health Med Fdtn-Sacramento	0.00	55.00
49608	07/25/16	FARM AIR	Farm Air Flying Service	0.00	35283.75
49609	07/25/16	INLAND	Inland Business Systems	0.00	127.29
49610	07/25/16	VWR	VWR International Inc.	0.00	112.71
49611	07/31/16	PAYROLL	CA Tax Deposit		14923.67
49612	07/31/16	CAL- DISB	California State Disbursement Unit	0.00	694.00
49613	07/31/16	CAL- DISB	California State Disbursement Unit	0.00	350.00
49614	07/31/16	NAT'L DEFERR	Nationwide Retirement Solutions	0.00	2125.00
49615	07/31/16	P.E.R.S. 170	Fiscal Services Division-Cashier Unit	0.00	67228.58
49616	07/31/16	PERS 457	Cal PERS 457 Plan	0.00	17356.57

			Cash account Total	0.00	2099723.66
					=====
			Report Total	0.00	2099723.66

I hereby authorize the use of my signature plate on

the above listed warrants 49523-49616

Bruce Eldridge, President of the Board

Sacramento-Yolo Mosquito and Vector Control **STATEMENT OF FINANCIAL CONDITION**

Please Note: Due to Year-End closing activities we have not yet received our final month end General Ledger for July 2016 from Yolo County. These financial reports reflect the transactions of the District that were authorized.

Please contact Administrative Manager, Janna McLeod prior to the meeting if you have any questions or concerns on the financial reports.

Sacramento/Yolo M.V.C.D.

STATEMENT OF OPERATION

	1 Month Ended July 31, 2016	1 Months Ended July 31, 2016
Revenue		
REVENUE	2,572.50	2,572.50
TOTAL Revenue	2,572.50	2,572.50
Expenditures		
SALARIES/BENEFITS/WC		
SALARIES/BENEFITS/WC	1,214,308.57	1,214,308.57
TOTAL Salaries	1,214,308.57	1,214,308.57
OPERATIONAL		
LIABILITY INSURANCE	129,204.00	129,204.00
AUDITING/FISCAL	0.00	0.00
COMMUNICATIONS	2,520.40	2,520.40
PUBLIC INFORMATION	76,482.66	76,482.66
STRUCTURE & GROUNDS	3,925.98	3,925.98
MEMBER/TRAINING	23,115.15	23,115.15
DISTRICT OFFICE EXPENSES	361.12	361.12
PROFESSIONAL SERVICES	7,041.54	7,041.54
MATERIALS & SUPPLIES	468.92	468.92
RENTS & LEASES - Admin	570.35	570.35
SAFETY PROGRAM	0.00	0.00
UTILITIES	5,686.38	5,686.38
AIRCRAFT SERVICES	64,649.64	64,649.64
ECOLOGICAL MANAGEMENT	33.96	33.96
MICROBIAL	447,283.54	447,283.54
INSECT GROWTH REGULATOR	24,153.94	24,153.94
INSECTICIDES	504,762.50	504,762.50
FISHERIES	466.78	466.78
COMMUNICATIONS-Operations	3,126.78	3,126.78
GEOGRAPHIC INFO SYSTEMS	0.00	0.00
INFORMATION TECHNOLOGY	1,288.71	1,288.71
CONTROL OPERATIONS	2,840.10	2,840.10
VEHICLE PARTS/LABOR	17,568.04	17,568.04
LAB SERVICES	16,274.80	16,274.80
GAS & PETROLEUM	17,899.13	17,899.13
TOTAL Total Operational	1,349,724.42	1,349,724.42
TOTAL Expenditures	2,564,032.99	2,564,032.99
Program Revenue over Expenditures	(2,561,460.49)	(2,561,460.49)
Other Income & Expenses		
CAPITAL OUTLAY	0.00	0.00
DEPRECIATION	0.00	0.00
Amortization Expense	0.00	0.00
TOTAL Other Income & Expenses	0.00	0.00
	(2,561,460.49)	(2,561,460.49)
Capital Expenditures		
CAPITAL OUTLAY	33,902.46	33,902.46
RESEARCH FUND	0.00	0.00
BUILDING IMPROVEMENT	0.00	0.00
TOTAL Capital Expenditures	33,902.46	33,902.46
Excess of Revenue over Expenditures	(2,595,362.95)	(2,595,362.95)

Sacramento/Yolo M.V.C.D.

STATEMENT OF OPERATION

	<u>1 Months Ended July 31, 2016</u>	<u>Annual Budget</u>	<u>Unused</u>
Revenue			
REVENUE	2,572.50	11,740,699.64	11,738,127.14
TOTAL Revenue	<u>2,572.50</u>	<u>11,740,699.64</u>	<u>11,738,127.14</u>
Expenditures			
SALARIES/BENEFITS/WC			
SALARIES/BENEFITS/WC	1,214,308.57	8,059,424.53	6,845,115.96
TOTAL Salaries	<u>1,214,308.57</u>	<u>8,059,424.53</u>	<u>6,845,115.96</u>
OPERATIONAL			
LIABILITY INSURANCE	129,204.00	139,204.00	10,000.00
AUDITING/FISCAL	0.00	13,000.00	13,000.00
COMMUNICATIONS	2,520.40	40,000.00	37,479.60
PUBLIC INFORMATION	76,482.66	440,000.00	363,517.34
STRUCTURE & GROUNDS	3,925.98	61,000.00	57,074.02
MEMBER/TRAINING	23,115.15	96,000.00	72,884.85
DISTRICT OFFICE EXPENSES	361.12	15,000.00	14,638.88
PROFESSIONAL SERVICES	7,041.54	93,000.00	85,958.46
MATERIALS & SUPPLIES	468.92	10,000.00	9,531.08
RENTS & LEASES - Admin	570.35	8,500.00	7,929.65
SAFETY PROGRAM	0.00	5,000.00	5,000.00
UTILITIES	5,686.38	87,550.00	81,863.62
AIRCRAFT SERVICES	64,649.64	606,800.00	542,150.36
ECOLOGICAL MANAGEMENT	33.96	17,200.00	17,166.04
MICROBIAL	447,283.54	1,400,000.00	952,716.46
INSECT GROWTH REGULATOR	24,153.94	580,000.00	555,846.06
INSECTICIDES	504,762.50	680,000.00	175,237.50
FISHERIES	466.78	27,050.00	26,583.22
COMMUNICATIONS-Operations	3,126.78	42,500.00	39,373.22
GEOGRAPHIC INFO SYSTEMS	0.00	12,600.00	12,600.00
INFORMATION TECHNOLOGY	1,288.71	38,520.00	37,231.29
CONTROL OPERATIONS	2,840.10	25,600.00	22,759.90
VEHICLE PARTS/LABOR	17,568.04	146,000.00	128,431.96
LAB SERVICES	16,274.80	158,650.00	142,375.20
GAS & PETROLEUM	17,899.13	150,000.00	132,100.87
TOTAL Total Operational	<u>1,349,724.42</u>	<u>4,893,174.00</u>	<u>3,543,449.58</u>
TOTAL Expenditures	<u>2,564,032.99</u>	<u>12,952,598.53</u>	<u>10,388,565.54</u>
Program Revenue over Expenditures	<u>(2,561,460.49)</u>	<u>(1,211,898.89)</u>	<u>1,349,561.60</u>
Other Income & Expenses			
CAPITAL OUTLAY	0.00	0.00	0.00
DEPRECIATION	0.00	0.00	0.00
Amortization Expense	0.00	0.00	0.00
TOTAL Other Income & Expenses	<u>0.00</u>	<u>0.00</u>	<u>0.00</u>
	<u>(2,561,460.49)</u>	<u>(1,211,898.89)</u>	<u>1,349,561.60</u>
Capital Expenditures			
CAPITAL OUTLAY	33,902.46	532,500.00	498,597.54
RESEARCH FUND	0.00	100,000.00	100,000.00
BUILDING IMPROVEMENT	0.00	100,000.00	100,000.00
TOTAL Capital Expenditures	<u>33,902.46</u>	<u>732,500.00</u>	<u>698,597.54</u>
Excess of Revenue over Expenditures	<u>(2,595,362.95)</u>	<u>(1,944,398.89)</u>	<u>650,964.06</u>

1. Items for Approval by General Consent
c. Board Consideration of Fee Increase for Larviciding Applications from Farm Air

Staff Report:

The District has been using Farm Air for its larviciding applications for a number of years. Staff finds them to be very effective and flexible to District needs. I have included a summary of past prices along with their letter requesting a price increase to \$850 per hour.

2011-\$650 per hour

2014-\$750 per hour

2016-\$850 per hour-proposed

Staff believes this is a reasonable price increase due to Farm Air's increase in operating costs as outlined in the enclosed letter.

Farm Air Flying Service, Inc.

4425 W. Riego Road
Sacramento, CA 95836
(916) 922-9063
(916) 922-7323 fax
flylo4u@msn.com

07/29/16

To Sacramento Yolo Mosquito & Vector Control,

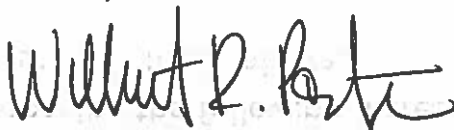
Farm Air Flying Service now has an inventory of larger airplanes with more capacity making us more efficient. These larger airplanes are more expensive to run and maintain which has in turn made our expenses rise. Managing the delivery and off-loading of material has also become more costly with the increased cost of labor and the material containers also need to be recycled at an additional expense.

We are proposing the following increases in our aerial application rates due to the circumstances listed above.

Proposed Larviciding Rate: \$850.00 per hour

It is our hope that the board will take these factors into account when reviewing this request.

Regards,



FARM AIR FLYING SERVICE, INC.

Sacramento-Yolo Mosquito and Vector Control District

August 16, 2016 Board Meeting

3. Reports to the Board

a. Manager's Report

b. Reports from District Departments

- **Lab/Surveillance (Paula Macedo)**
- **Ecological Management (Marty Scholl)**
- **Biological Control (Tony Hedley)**
- **Larval and Adult Control (Marcia Reed)**
- **Public Outreach (Luz Maria Robles)**

a. Manager's Report

The District is continuing to see West Nile virus activity in both the bird and mosquito populations. Staff is following the Mosquito Borne Disease Management Plan to help respond to the positive locations.

The MVCAC is discussing a dues increase that would go into effect for the FY 2017/2018. The District's current dues are capped at \$8,000 per year and the proposal is to raise the cap \$500 per year for the next 4 years. The item will be discussed at the fall meeting in October.

The MVCAC is still working on language changes to California Department of Pesticide Regulations code to allow for applications by unmanned aerial vehicles (UAV). The feeling from the legislature is that our language is important and we have many authors willing to carry the language next year if this year does not work out.

District staff is actively working on clarification of potential changes for the Affordable Care Act (ACA). We anticipate significant modifications for the 2017 year. The District is also looking at adding other voluntary benefits for the employees.

The District audit will begin on September 6th.

b. Reports from District Departments

- **Lab/Surveillance (Paula Macedo)**
- **Ecological Management (Marty Scholl)**
- **Biological Control (Tony Hedley)**
- **Larval and Adult Control (Marcia Reed)**
- **Public Outreach (Luz Maria Robles)**

LABORATORY
Monthly Report for August 2016 Board Meeting
(Report Date 08/08/16)

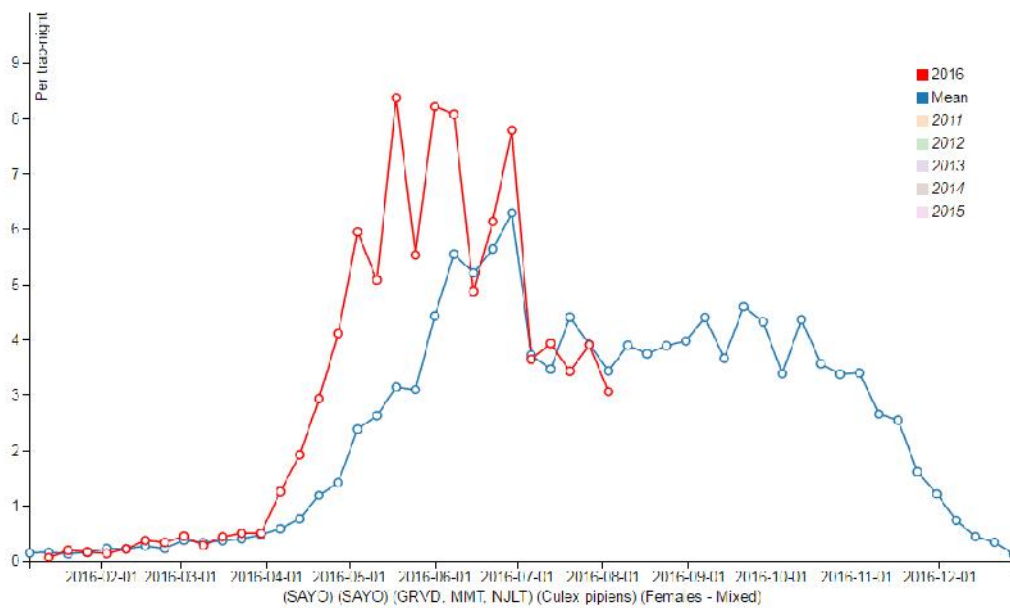
Insectary:

Colonies maintained: *Culex tarsalis* Bakersfield from CDC (susceptible)
Cx. quinquefasciatus Cq1 (susceptible)
Cx. pipiens from Capitol Park (autogenous)
Cx. pipiens from South Elk Grove for resistance testing
Cx. pipiens from Miwok Park – Elk Grove for resistance testing

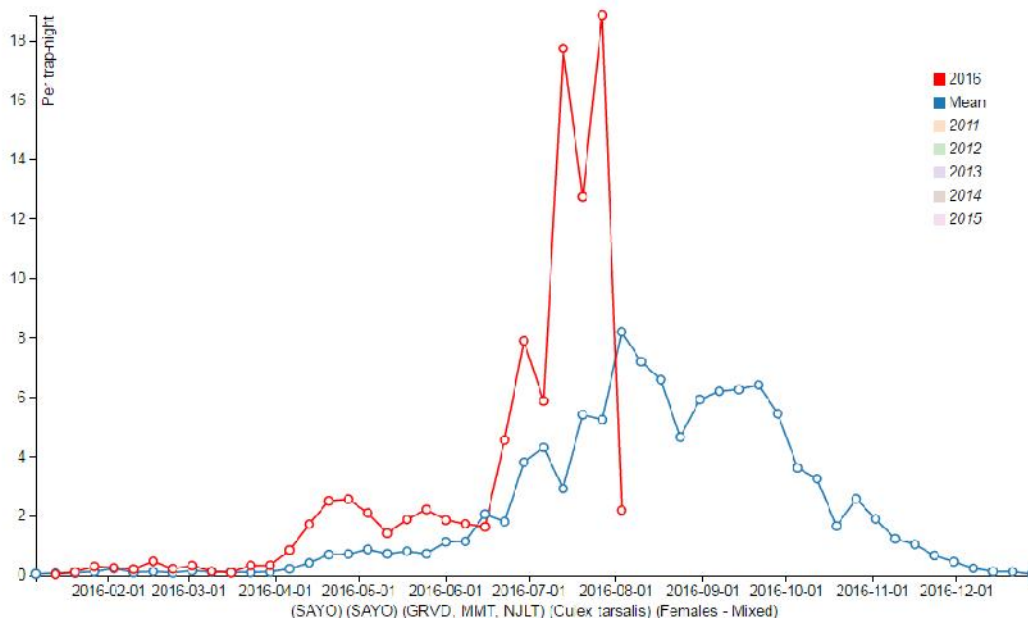
Surveillance:

- **Weekly collections** – American Light traps, Mosquito Magnet traps, and Gravid traps were set at 25 fixed locations for species abundance evaluations.

Culex pipiens abundance:



Culex tarsalis abundance:



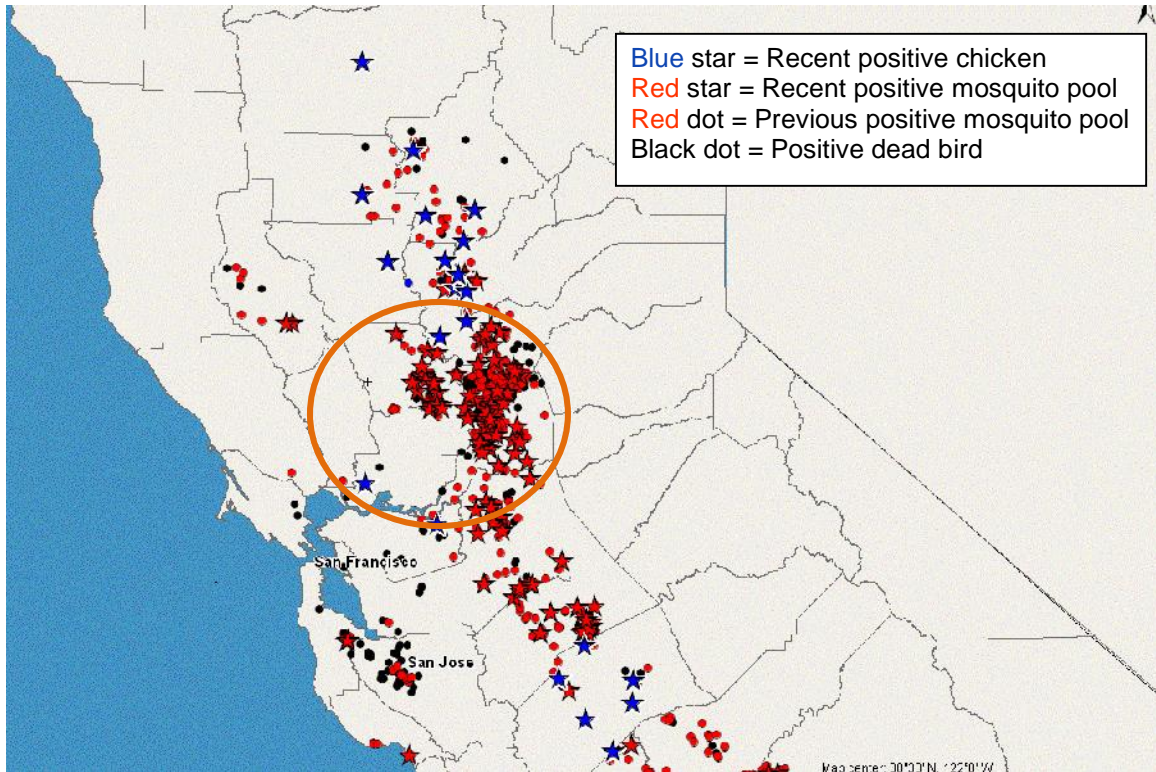
- Encephalitis virus surveillance (EVS)** – We have tested 4,914 mosquito pools for Western Equine Encephalitis, Saint Louis Encephalitis, and West Nile viruses so far this year. At the time of this report we had found **505** mosquito pools positive for West Nile virus (10.3%). At the same time last year we had tested 3,587 pools and had found 169 positives (4.7%).

	2016*	2015	2014	2013	2012	2011	2010	2009	2008
Total tested	4914	7270	7554	6760	6796	6679	6244	4343	8672
Total positive	505	337	708	630	641	388	215	52	288
Sacramento Co.	340	164	487	384	487	381	205	38	276
Yolo Co.	165	173	221	246	154	7	10	14	12

*numbers for 2016 reflect positive samples detected up to date (08/05/16) only.

- Dead bird surveillance** – So far in 2016 we have found **390** dead birds positive for West Nile virus out of 676 tested (57.7%). At the same time last year we had found 72 positive dead birds out of 304 tested (23.7%).
- Sentinel chicken surveillance** – Samples were collected every other week, all chickens have been negative for antibodies towards Western Equine and Saint Louis Encephalitis, and West Nile viruses so far in 2016.

West Nile Virus Activity in Sacramento and Yolo Counties – 2016



- **Resistance testing** – We have tested *Cx pipiens* populations from 11 locations and two *Cx tarsalis* populations with the bottle bioassay protocols so far this year, using sumithrin, deltamethrin, naled, and malathion. We plan to continue resistance testing throughout both counties. Results have shown variable but significant levels of pyrethroid resistance in all populations tested. Mosquitoes from all populations tested have been collected and frozen for further testing for resistance mechanisms (microplate enzymatic assay and molecular *kdr* assay).
- **Exotic/Invasive species surveillance** – We have set ovicups at the 27 permanent sites in Sacramento and Yolo counties for invasive species surveillance, and autocidal gravid ovitraps (AGOs) at 10 of these locations. Additional traps have been deployed as needed and according to the Invasive Species Surveillance Plan. So far in 2016 no *Aedes* eggs have been found on the ovicups strips, nor any *Aedes* adults have been collected from the AGO traps.
- **Tick and Lyme disease surveillance** – We have concluded adult *Ixodes pacificus* surveillance and testing for the season. Collections will resume in November.

West Nile Virus Activity in California as of August 5, 2016
 (California Arbovirus Surveillance Bulletin, California Department of Public Health)

2015 & 2016 YTD West Nile Virus Comparisons		
	2015	2016
Total # Dead Bird Reports	6,559	6,255
# Positive Counties	37	34
# Human Cases	18	10
# Positive Dead Birds / # Tested	362 / 1,616	834 / 1,846
# Positive Mosquito Pools / # Tested	1,333 / 18,508	1,841 / 26,562
# Seroconversions / # Tested	90 / 7,542	84 / 5,856

YTD WNV Activity by Element and County, 2016				
County	Humans	Dead Birds	Mosquito Pools	Sentinel Chickens
Alameda		7	2	
Butte		11	29	4
Colusa				5
Contra Costa		8	4	2
Fresno	2	3	115	
Glenn		1	11	5
Kern	2		43	
Kings		3	55	
Lake		3	13	
Los Angeles	1	57	151	19
Madera		3	31	
Marin		2		
Merced		4	5	14
Napa			2	
Orange	1	19	60	
Placer		14	68	
Riverside		6	27	
Sacramento	1	344	340	
San Bernardino			49	2
San Diego	1	191	62	9
San Joaquin		21	185	
San Mateo		10	4	
Santa Clara		51	10	
Santa Cruz		1	3	
Shasta		1	1	
Solano		1	3	1
Sonoma			1	
Stanislaus		6	157	
Sutter		6	59	14
Tehama	1			2
Tulare		1	196	
Ventura		11		
Yolo		48	143	
Yuba	1	1	12	7
Totals	10	834	1,841	84

ECOLOGICAL MANAGEMENT DEPARTMENT Monthly Report for the August 2016 Board Meeting

Wetland Program / Fall Flooding

Fall Flooding: Staff will be attending the Lower Yolo Bypass fall flood up meeting August 12th. Plans have been discussed with a handful of other duck clubs in both counties regarding timing of flooding and acreages.

Wild rice in the Conaway Ranch has begun to be harvested, and will most likely have to be treated before the start of the hunting season. Staff will continue to monitor the wild rice fields as they typically are used for habitat post-harvest in both the Conaway Ranch and in the Yolo Bypass Wildlife Area.

Regulatory, Environmental and Planning Program

Subdivision plans: Staff has received a handful of new smaller subdivision plans to be reviewed. Peabody Engineering responded to the Districts informal request to explain how a new detention basin would operate during dry months with nuisance flows in a new subdivision just North of Bond Rd.

U.S. Bureau of Reclamation: Staff has been assisting Reclamation staff with writing a long term Adulthood license for use on Reclamations property near the communities of Locke and Walnut Grove. Recent environmental review challenges from other Federal regulatory agencies have prompted additional ULV documentation and a request for District presentations to the involved agencies to help move the license process along.

Stormwater Program

Beaver Activity: Staff have been assisting control technicians with locating beaver related blockages in numerous locations in Sacramento County. Laguna Creek contains multiple active dams from Sunrise Blvd down through the City of Elk Grove. Staff monitor the incoming flows on a weekly basis, and balance the larger holding areas in an effort to keep water out of dry areas within the western portions of the creek.

California Department of Water Resources (DWR): Staff assisted DWR maintenance staff in locating beaver dams and sediment filled channels along the north side of Robla Creek within Hansen Ranch. A significant effort has been made by DWR and the District to coordinate access to Robla Creek from Hansen Ranch. DWR has agreed to continue monitoring the channel and will perform annual maintenance to keep access open for the District.

Pool Program

Staff applied and received a ninety day warrant for a residential backyard swimming pool. When posting the Notice and Warrant, the resident opened the gate and allowed the inspection. The pool had very high larval abundance and was immediately treated. The resident gave excuses as to why he did not respond, and promised to cooperate again when we returned to check on the status of the pool. The warrant will remain open through the end of October.

Residential leaks: A couple of residential backyard and under house leaks have been turned into the Eco Department by control technicians for review. The landowners have verbally committed to fixing the leaks and are in the process of locating the sources.

UAS Program

UAS (Drone) trials: Staff continued to facilitate rice larval imagery trials with leading Edge Associates. Refinement of electronic larval detection methods will be ongoing, and the District will continue to offer assistance with testing new methodologies with and without drone technologies.

Staff has registered to take the first UAS Unmanned Pilot exam at the end of the month, which will allow for UAS flights for surveillance and mapping purposes until a Public COA is obtained. A Public COA will not be needed until pesticide applications can be conducted after California State Law has been amended to allow such activities.

Biological Control Monthly Report for August 2016 Board Meeting

Projects

Performed monthly safety inspections of fire extinguishers, first aid kits and vehicles.

Held informal training sessions on safety minutes and Harassment in the workplace.

Fisheries staff performed daily activities. (Inside tank cleaning procedures, Koi pond cleaning, setting up pumps, pond aerators, feeding fish)

Fisheries pond dye study continues to be monitored with weekly pond turbidity tests. We have some data on fish yield from the dyed ponds so far there is no adverse impact using pond dye.

July was extremely busy with daily fish plants and seining ponds for the next day fish requests. The fisheries averages 100+ pounds planted daily. **(see pictures below)**

The fisheries process includes supplying fish to field techs, pond maintenance, planting fish in rice fields as maps are prepared. After this process we return to Bond road facility and seine ponds for the next day. Depending on the fish amount needed we may have to seine multiple ponds.

In July we seine daily for rice fields and technicians use. On a typical July day we seine for an average of 100 pounds per day. We then move the fish to our inside tanks for inspection and medication if necessary.

To date (January-July) our district has used 2700 pounds with 2200 pounds being used for rice fields throughout Sacramento and Yolo counties. An expected yield this year should be well within expectations of 4000 pounds.

General Facility Maintenance

Maintaining the Koi pond, cleaning the skimmers and back flushing the filters as required to maintain proper filter pressure.

Herbiciding around Bond road facility

Mowing around Bond Road ponds.

Trimming bushes and trees.

General Fisheries Maintenance

Prepared purchase order requests and ordered supplies as needed.

Checking water quality in the recirculation tanks and making water changes as needed.

Sorting guppy fry from adults in the breeder tank and sorting nicely colored juveniles from plain colored guppies to add to the breeder tank.

Maintaining clean work areas, AMT's and fisheries vehicles.


Fisheries Budget

<u>Total</u>	<u>Spent</u>	<u>Remaining</u>	<u>% Spent</u>
\$22,950.00	\$2,670.55	\$ 20,279.45	12%

Log of Treatment Applied

<u>Material</u>	<u>AMT</u>	<u>Area Treated</u>	<u>Applic Rate</u>	<u>Treatments</u>
Mosquitofish	1877 lbs	900+ Acres	.47 lb/acre	500+

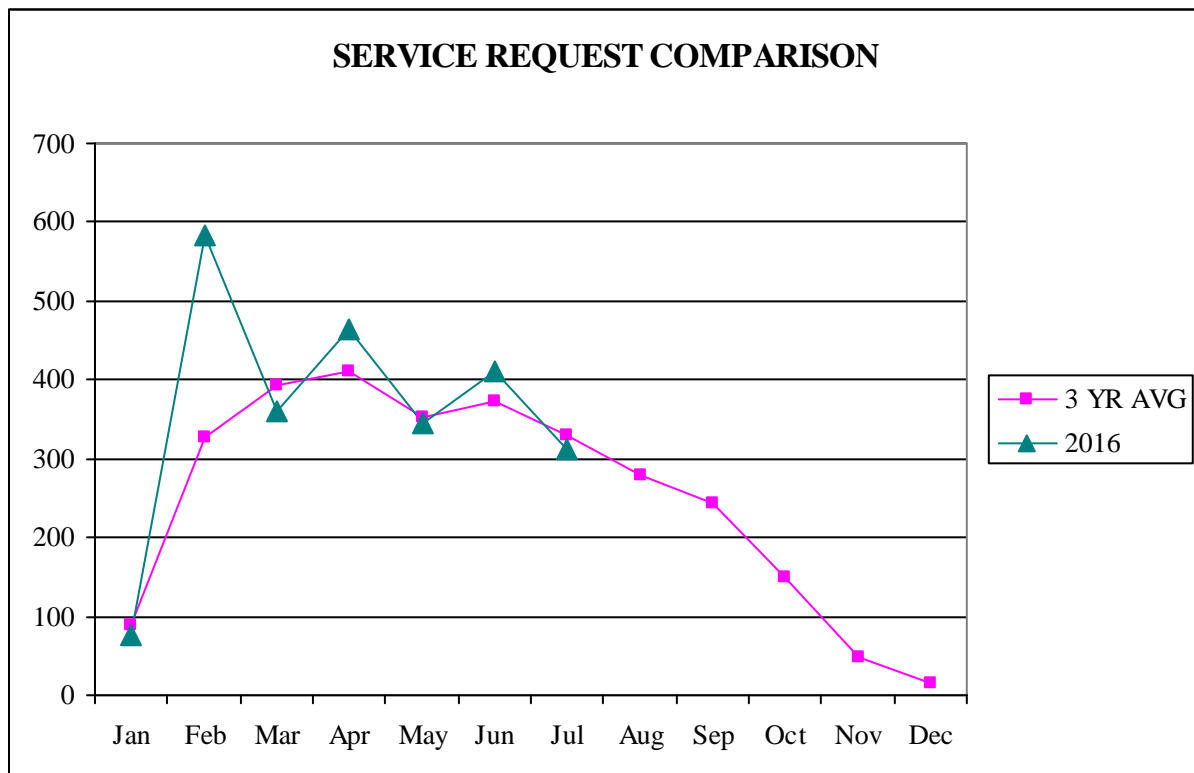
Guppies	.05 lb	100 sqft	0 lb/acre	2 times
<u>Mosquitofish Supplied to the Operators Tanks</u>				
Elk Grove Facility		50 lbs.		
Woodland Facility		10 lbs.		



This is a typical look at a rice field and a fisheries technician placing fish into a rice field. We divide the total acres by pounds of fish needed and do the best we can at dispersing the fish evenly. The amount of fish needed per rice field is determined by larval history, treatment history and distance to residence.

CONTROL OPERATIONS Monthly Report for August 2016 Board Meeting

The control technicians are performing routine source inspections and treatments as well as responding to West Nile virus positive results. When positive dead birds are found, larval source radius work is done if resources allow. Once positive mosquito pools are detected, response work using adulticides is planned and carried out. We have had numerous areas of concern and in some cases we have had to perform aerial adulticiding activities this season. In other cases, ground based adulticide responses have reduced the vector index and thus aerial adulticiding response was not necessary. We have also instituted some large scale “blanket” larvicide treatments within the 4 mile buffer areas of the rice program. We are having Farm Air perform larvicide applications to all rice fields that are holding water and that are within 4 miles of population areas. This is allowing field technicians time to perform additional inspections and larvicide applications to other areas rather than expend much of their weekly effort in rice dipping. We will evaluate the efficacy of this new control strategy after the season to determine if this is indeed a useful practice.



* based on Mapvision and VCMS data

Larvicide Applications thru July 31st				
<u>Locations/Roles</u>	<u>2016</u>		<u>2015</u>	
	<u>Treatments</u>	<u>Acres</u>	<u>Treatments</u>	<u>Acres</u>
Sacramento County	9,042	11,328	4,166	4,145
Sac County Aerial	10 orders, 95 sources	4,704	6 orders, 76 sources	2,387
Yolo County	1,115	3,561	1223	5,608
Yolo County Aerial	38 orders, 587 sources	64,464	31 orders, 370 sources	35,048
CB Treated	106,780	--	72,277	--
CB Inspected -not treated	75,154	--	93,267	--

Aerial Adulticide Summary thru Aug 3rd				
<u>County</u>	<u>2016</u>		<u>2015</u>	
	<u># Applications</u>	<u>Acres</u>	<u># Applications</u>	<u>Acres</u>
Sacramento Ag	7	22,410	1	3,200
Sacramento Urban	2	30,720	0	0
Yolo Ag	42	302,339	43	346,541
Yolo Urban	2	33,894	0	0
Totals		389,363		349,741

VDCI Summary through Aug 3rd, 2016

compared to: 2015

Contract Acres (our portion) =	530,000	530,000
Acres used =	389,363	349,741
Acres remaining =	140,637	180,259
% Acres used =	73%	66%
% Acres remaining =	27%	34%

San Joaquin has used 118,720 acres of their 120,000 acre commitment.

Placer Co Mosquito and Vector Control has also utilized VDCI to treat 36,877 acres.

PUBLIC INFORMATION AND EDUCATION
Monthly Report for August 2016 Board Meeting

Media Relations:

During the month of July, West Nile virus was very intense and widespread. As a result, our District issued a total of five press releases highlighting the areas where West Nile virus activity was being closely monitored and announcing the areas of main concern. In July, due to the increased WNV activity, aerial spraying had to be conducted in the city of Woodland over two consecutive nights on July 26th and 27th. Local elected officials were kept informed and outreach was done to the Parks and Recreation Department, law enforcement, community relations and city staff. There were minimal calls from the public and overall residents were supportive of our spraying efforts to control the mosquitoes. The day prior to the aerial spraying being scheduled to begin, the Yolo County Health Department issued a press release announcing the first two confirmed West Virus cases in the county. They were two asymptomatic blood donors. This announcement generated media interest and resulted in favorable news coverage that also highlighted the importance of controlling mosquitoes via aerial spraying.

On July 28th our District issued a joint press release with the Sacramento County Division of Public Health announcing the first travel related Zika case for Sacramento County as well as the first confirmed WNV case. In addition six other neuro-invasive cases were waiting confirmation. Ages of the patients were 11-82 years old. This joint release garnered much media coverage from most major television outlets and the Sacramento Bee. Of specific importance was one station that featured an interview with West Nile virus survivor Marie Heilman from Winters who shared her compelling story.

Advertising:

The advertising campaign is in full swing and at this moment, the television and radio campaign are at their peak. The radio spots that aired focused on the 4th of July weekend and wearing repellent to prevent mosquito bites. Other rotating messages on radio included the general messages of draining water around the home, reporting mosquito breeding sources and the importance of personal protection. The television spots being rotated are the 70th anniversary spot as well as our general mosquito control matters commercial.

Outreach:

The 2016 repellent purchase was made and many agencies and neighborhood associations stopped by the District to pick up materials and free repellent packets as part of their preparation for National Night Out events.

Presentations:

Two presentations were given during the month. The first one was to a neighborhood association in Citrus Heights where approximately 20 attended and had questions regarding West Nile virus, Zika and our District activities in the area. The second presentation was to approximately 40 staff participating in the Sacramento County Public Health Preparedness meeting. This was a unique

presentation because many of the participants were from various agencies such as Sacramento 211, public health, air districts, neighborhood associations, fire departments, etc. It allowed these agencies to learn more about our District and how we can partner and collaborate on outreach efforts.

Events:

This month we participated in the Courtland Pear Fair where our booth was situated in the Children's Area. Many that stopped by the booth had questions regarding Zika as well as question on West Nile virus activity.

While we did not have a presence at the California State Fair, some of our media partners that had a booth distributed our brochures, repellent packets and message re-enforcement items throughout the duration of the event.

Sacramento-Yolo Mosquito and Vector Control District

August 16, 2016 Board Meeting

4. Status of West Nile Virus Activity and District Response

Staff Report:

The District continues to follow the Mosquito and Mosquito Borne Disease Management Plan which highlights the steps that personnel take in responding to high abundance or infections in the mosquito population. When a dead bird or mosquito is found to have been infected with WNV, lab personnel enhance surveillance efforts around the location to determine the potential spread of the detection. Control operation personnel then conduct a radius of both larval and adult sources to help reduce the number of mosquitoes in the area and to reduce the risk of transmission to the population. The District then continues to monitor the area to determine the geographic extent of the infection and to see if the number of infections decreases from the effort of the control personnel. If infections persist in the area, then more aggressive measures are considered.

The District has experienced a few areas of concern regarding West Nile virus activity: Arden Arcade (June 22 and 23) in Sacramento County and Woodland (July 26 and 27) in Yolo County have received aerial treatments to date. Other areas of concern that are being considered for aerial applications are Elk Grove, Davis, and South Sacramento. The District has been very active in treating rural/agricultural areas to reduce populations and infection to date.

The State of California is seeing a significant amount of WNV activity especially in the mosquito collections (38% increase) and dead bird collections (128% increase) as compared to last year. A number of the Districts to our north are seeing increased activity as compared to past years.

The chart below highlights the amount of West Nile activity that the District recorded over the past ten years. We are seeing the highest percentage of positive mosquito collections and dead birds in the history of West Nile in our District.

YTD As of Aug.10

		2016*	2015	2014	2013	2012	2011	2010	2009	2008	2007
Dead Birds	Positive	390	73	231	144	367	33	81	1	71	44
	Tested	676	304	505	400	877	190	120	36	349	255
	% Positive	57.7%	24.0%	45.7%	36.0%	41.8%	17.4%	67.5%	2.8%	20.3%	17.3%
Mosquito Pools	Positive	505	169	445	385	399	83	139	14	172	108
	Tested	4914	3587	4389	4069	4155	3330	3742	2926	5540	4468
	% Positive	10.3%	4.7%	10.1%	9.5%	9.6%	2.5%	3.7%	0.5%	3.1%	2.4%
Human Cases		1	0	1	3	2	0	2	0	2	2

Annual Totals

		2016*	2015	2014	2013	2012	2011	2010	2009	2008	2007
Dead Birds	Positive	390	164	364	296	562	145	136	20	139	167
	Tested	676	474	665	645	1070	412	185	113	479	516
	% Positive	57.7%	34.6%	54.7%	45.9%	52.5%	35.2%	73.5%	17.7%	29.0%	32.4%
Mosquito Pools	Positive	505	337	708	630	641	388	215	52	288	144
	Tested	4914	7270	7554	6760	6796	6679	6244	4363	8672	7353
	% Positive	10.3%	4.6%	9.4%	9.3%	9.4%	5.8%	3.4%	1.2%	3.3%	2.0%
Human Cases		1	15	25	19	43	4	13	2	18	28

Recommendation:
Information Only

2016 Aerial Adulticide Treatments as of August 7, 2016

Yolo County

Dunnigan
DISTRICT 108

Knights Landing

Esparto
Madison

Woodland

NATOMAS

Elverta

Citrus Heights

Folsom

WINTERS

MERRITT

Arden Arcade

Rancho Cordova

Winters

W DAVIS

Davis



YOLO SOLANO

EL MACERO

Sacramento

Sacramento
County

Rancho Murieta

-  Urban/Residential: 64,614 Acres Treated
-  Rice/Agriculture: 359,556 Acres Treated

Total Acres Treated: 424,170

0 3.75 7.5 15 22.5 30 Miles

