

Sacramento-Yolo
MOSQUITO & VECTOR
CONTROL DISTRICT

December 19, 2023

REGULAR MEETING
BOARD OF TRUSTEES

BOARD PACKET

10:00 A.M.

8631 BOND ROAD
ELK GROVE, CA 95624

**SACRAMENTO/YOLO MOSQUITO
& VECTOR CONTROL DISTRICT
BOARD OF TRUSTEES REGULAR MEETING**

8631 Bond Road
Elk Grove, CA 95624
AND
704 West Main Street
Winters, CA 95694

**AGENDA
December 19, 2023
10:00 AM**

In compliance with the Americans with Disability Act, if you are a disabled person and you need a disability-related modification or accommodation to participate in this meeting, please contact the District office at (916) 685-1022 or (916) 685-5464 (fax). Requests must be made as early as possible, and at least one-full business day before the start of the meeting. Documents and materials relating to an open session agenda item that are provided to the SYMVCD Board less than 72 hours prior to a regular meeting will be available for public inspection and copying at 8631 Bond Road, Elk Grove, Ca 95624. The documents will also be available on the agency's website at www.fightthebite.net.

CALL TO ORDER:

- **Roll Call**
- **Pledge of Allegiance**

- 1. Items for Approval by General Consent:**
 - a. Minutes of the October 17, 2023 Board of Trustees Meeting**
 - b. Expenditures for October 2023**
 - c. Expenditures for November 2023**
 - d. Quarterly Investment Report for Period Ending September 30, 2023**
 - e. 2024 District Annual Operating Plan Pursuant to Section 8 of the MOU between the USFWS and SYMVCD**
 - f. Authorize and Direct District Counsel to Provide Notice of Rejection of Claim**
- 2. Opportunity for Public Comment**

This item is reserved for members of the public who wish to speak on items not on the agenda
- 3. Reports to the Board**
 - a. Manager's Report**
 - b. Oral Reports from District Departments**
 - **Administration**
 - **Geographic Information Systems**

- Microbiologist
 - Shop Supervisor
 - Field Supervisor North Yolo
- c. **Written Reports from District Departments**
- Lab/Surveillance
 - Ecological Management
 - Biological Control
 - Larval and Adult Control
 - Public Outreach
4. **Board Review and Consideration for Tree Trimming Contractor at the Bond Road Facility**
5. **Board Review and Consideration for Renovation of Front Office**
6. **Board Review and Consideration of Contract with Farm Air for Aerial Larviciding Services**
7. **Board/Staff Reports and Requests**
8. **Adjournment**

**MINUTES OF THE OCTOBER 17, 2023
MEETING OF THE BOARD OF TRUSTEES OF THE SACRAMENTO-
YOLO MOSQUITO & VECTOR CONTROL DISTRICT**

Location: Virtual Meeting via Zoom / In Person @ 8631 Bond Rd, Elk Grove, California

Time: 10:00 a.m.

Call to Order: The meeting was called to order by Board President Marcia Mooney at 10:00 a.m.

Trustees Present:

Marcia Mooney	President	Galt
Sean Denny	Vice President	Woodland
Charles Duty	Secretary	Sacramento County
Chris Barker		Davis
Craig Burnett		Folsom
Janell Darroch		West Sacramento
Lyn Hawkins		Elk Grove
Gar House		Winters
Jayna Karpinski-Costa		Citrus Heights
Raymond LaTorre		Sacramento
Robert McGarvey		Rancho Cordova
Staci Gardiner		Isleton
William Reisen		Yolo County

Staff Present:

Gary Goodman	Manager
Jeni Buckman	Legal Counsel
Steve Ramos	Assistant Manager
Tony Hedley	Assistant Manager
Marty Scholl	Program Coordinator
Sarah Wheeler	Lab Director
Ken Harris	Fisheries Supervisor
Luz Robles	Public Information Officer
Lisa Pelletier	Administrative Manager

Roll Call

This meeting was both in person and by video teleconference. Attendance was taken by Roll Call.

Pledge of Allegiance

All phones and electronic devices are requested to be silenced during the Pledge of Allegiance and for the duration of the meeting.

1. Items for Approval by General Consent

On a motion by Trustee Craig Burnett and seconded by Trustee Sean Denny, the Board voted to approve the General Consent Items. The vote was taken by roll call and the motion passed by the following vote: Ayes: 13, Noes: 0, Absent: 0

- a. Minutes of the September 19, 2023 Board of Trustees Meeting
- b. Expenditures for September 2023
- c. Annual Cooperative Agreement Between the California Department of Public Health and the Sacramento-Yolo Mosquito and Vector Control District

2. Opportunity for Public Comment

This item is reserved for members of the public who wish to speak on items not on the agenda. None

3. Reports to the Board

Manager's Report:

The Manager discussed the state of West Nile virus activity and the continued findings of Aedes in the District. He informed the Board of a front office remodel that staff is investigating and will bring it back to the Board at a future meeting. He discussed the status of open enrollment and the increase in medical premiums.

Reports from District Departments: Written reports were provided in the Board packet from each department.

- Lab/Surveillance
- Ecological Management
- Biological Control
- Larval and Adult Control
- Public Outreach

Lab/Surveillance:

Lab Director Sarah Wheeler provided an update regarding the abundance of Culex tarsalis in Sacramento and Yolo counties. Populations have decreased greatly over the past month and are comparable to the previous five-year mean. West Nile virus activity gradually reduced throughout September, and only a single WNV-positive pools was detected in the first week of October. Thus far, 7,571 pools of Culex tarsalis and Culex pipiens were collected and tested for West Nile (WNV), Saint Louis encephalitis (SLEV), and western equine encephalitis viruses (WEEV). As of 10/6/2023 there were 340 and 292 WNV-positive pools collected in Sacramento and Yolo Counties, respectively. Additionally, there were three pools of Culex tarsalis that tested positive for SLEV in Yolo County. Thus far in 2023, 564 dead birds were

collected and tested for WNV, SLEEV, and WEEV; 251 tested positive for WNV (Sacramento County-190; Yolo County-61). Sentinel chickens at Iselton, Knights Landing, Rancho Murieta, and Dunnigan flocks have tested positive for WNV antibodies. Invasive Aedes surveillance for 2023 has found both Aedes aegypti (Carmichael, Elk Grove, Rancho Cordova, Sacramento, Rancho Murieta, Rio Linda, Sloughouse, West Sacramento, and Winters) and Aedes albopictus (Carmichael and Sacramento). Surveillance for these invasive species is ongoing.

Ecological Management:

Kevin Combo submitted a written report.

Biological Control:

Ken Harris gave an update on fisheries activities in the month of September. The Fisheries Department continued with its pond cleaning and maintenance schedule. They finished cleaning one pond and plan on completing two more in the month of October. They are also preparing for the fall flooding of wetlands. They work closely with field technicians and their supervisors to monitor water quality and ensure effective fish stocking. Ken anticipates using approximately another 500-1000 pounds of mosquitofish for these fall flood-ups. The Fisheries department also extended their support to other departments as time allowed, mostly assisting Urban Operations with invasive Aedes inspections and treatments.

Larval and Adult Control:

Program Coordinator Marty Scholl reported on status of the end of the rice growing season for Yolo and Sacramento County. Marty also provided an update on the fall flooding program treatments being performed by UAV and Farm Air flying services. Marty gave an update on the aerial adulticide and larval treatments for both counties. Invasive aedes detections have been made in the areas of Rancho Murieta and Rio Linda.

Public Outreach:

During her Public Information and Education update, Luz talked about the various events the District is participating in during the month of October. She also discussed the 2023 advertising season coming to an end, fulfilling repellent wipe requests from various community organizations, social media updates and projects she is involved in as part of the MVCAC Public Relations committee.

4. Board Review and Consideration to Install Fencing Around Two Fish Ponds

Staff introduced the item highlighting the District's need to increase fish production by installing fencing around two additional ponds. The Board discussed the item and a motion was made by Trustee Denny and seconded by Trustee Burnett to accept the staff's recommendation. The vote was taken by roll call and the motion passed by the following vote: Ayes: 13, Noes: 0, Absent: 0.

5. Board/Staff Reports and Requests / General Discussion

The Manager discussed the upcoming MVCAC meeting in January. He informed the Board that the current contract with Farm Air, who is our aerial larvicide contractor, will be expiring at the end of the year. An Ad Hoc Committee of the Board was formed with Trustees LaTorre, Duty, and Darroch as members to work with the Manager on a Code of Conduct policy for Board members. A discussion about cancelling the November Board meeting was made. The Board discussed the item and a motion was made by Trustee Burnett and seconded by Trustee Denny to cancel the November meeting. The vote was taken by roll call and the motion passed by the following vote: Ayes: 13, Noes: 0, Absent: 0. The December meeting will be held on Tuesday December 19th at 10am.

6. ADJOURNMENT

The meeting adjourned at 11:02 a.m.

I certify that the above minutes substantially reflect the general business and actions taken by the Board of Trustees at the October 17, 2023, meeting.

Gary Goodman, Manager

Approved as written and/or corrected by the Board of Trustees at the December 19th, 2023, meeting.

Charles Duty, Board Secretary

**Check History Report
Sorted By Check Number**

Activity From: 10/1/2023 to 10/31/2023

Sacramento Yolo MVCD (SYC)

Bank	U	US Bank	Check Number	Check Date	Vendor Number	Name	Check Amount	Check Type
057033			10/5/2023	0000013	Airgas USA LLC	86.24	Auto	
057034			10/5/2023	0000014	Alhambra & Sierra Springs	87.98	Auto	
057035			10/5/2023	0000006	Azelis - Adapco Inc	340,332.92	Auto	
057036			10/5/2023	0002541	Barnes Welding	1,220.07	Auto	
057037			10/5/2023	0001011	Buckmaster Office Solutions	91.14	Auto	
057038			10/5/2023	0001037	Elite Supply Source	870.84	Auto	
057039			10/5/2023	0000186	Elk Grove Water District	355.77	Auto	
057040			10/5/2023	0000204	Fisher Scientific International Inc	926.62	Auto	
057041			10/5/2023	0002540	Hippensteel Group	2,400.00	Auto	
057042			10/5/2023	0000240	Hunt & Sons Inc	12,228.68	Auto	
057043			10/5/2023	0000938	Jim Hesseltine's Tire Service, Inc.	20.24	Auto	
057044			10/5/2023	0002352	Kingsley Bogard, LLP	66,203.43	Auto	
057045			10/5/2023	0000942	KQCA My58	19,290.00	Auto	
057046			10/5/2023	0002343	Leading Edge Aerial Technologies Inc.	39,560.00	Auto	
057047			10/5/2023	0002659	Pacific Lift and Equipment Co. Inc.	1,530.74	Auto	
057048			10/5/2023	0000367	PG & E	1,954.17	Auto	
057049			10/5/2023	0000562	RKL eSolutions, LLC	2,665.00	Auto	
057050			10/5/2023	0000424	Safe Side Security	841.59	Auto	
057051			10/5/2023	0000427	Safety Kleen Corp	3,273.86	Auto	
057052			10/5/2023	0000454	Spark Creative Design	615.00	Auto	
057053			10/5/2023	0001234	T-Mobile	2,444.59	Auto	
057054			10/5/2023	0000475	Target Specialty Products	27,057.00	Auto	
057055			10/5/2023	0002407	Valley Fire & Security	69.50	Auto	
057056			10/5/2023	0000522	Verizon Wireless	2,970.13	Auto	
057057			10/11/2023	0002661	Ivan Zhao	1,034.32	Auto	
057058			10/16/2023	0002428	Benefit Coordinators Corp.	9,640.90	Auto	
057059			10/16/2023	0000043	Benefit Coordinators Corporation	3,626.61	Auto	
057060			10/16/2023	0000267	Kaiser Foundation Health Plan	46,212.13	Auto	
057061			10/16/2023	0000957	Sutter Health Plus	8,811.46	Auto	
057062			10/16/2023	0000531	Western Health Advantage	6,453.14	Auto	
057063			10/16/2023	0000531	Western Health Advantage	1,088.41	Auto	
057064			10/16/2023	0000038	Bartkiewicz Kronick & Shanahan	3,872.17	Auto	
057065			10/16/2023	0000496	Castle Tire	514.03	Auto	
057066			10/16/2023	0000199	Farm Air Flying Service	85,797.95	Auto	
057067			10/16/2023	0000475	Target Specialty Products	10,371.08	Auto	
057068			10/16/2023	0000518	Vector Disease Control International	170,701.68	Auto	
057069			10/16/2023	0000073	Vector-Borne Disease Account	897.00	Auto	
057070			10/18/2023	0000504	US Bank	63,802.66	Auto	
057071			10/18/2023	0000013	Airgas USA LLC	77.86	Auto	
057072			10/18/2023	0000026	ArcSource	1,098.00	Auto	
057073			10/18/2023	0000034	AutoZone Inc	37,386.00	Auto	
057074			10/18/2023	0002541	Barnes Welding	1,205.39	Auto	
057075			10/18/2023	0001011	Buckmaster Office Solutions	169.57	Auto	
057076			10/18/2023	0001019	Cintas Corporation	3,261.34	Auto	
057077			10/18/2023	0000117	City of Woodland	433.10	Auto	
057078			10/18/2023	0002608	Cleanit Maintenance Systems LLC	2,995.00	Auto	
057079			10/18/2023	0000128	Consolidated Communications	2,238.31	Auto	

**Check History Report
Sorted By Check Number**

Activity From: 10/1/2023 to 10/31/2023

Sacramento Yolo MVCD (SYC)

Bank	U	US Bank	Check Number	Check Date	Vendor Number	Name	Check Amount	Check Type
057080			10/18/2023	0000202	Ferrellgas	29.00	Auto	
057081			10/18/2023	0002650	Johnson Controls	3,634.56	Auto	
057082			10/18/2023	0000944	Memphis Net & Twine	498.94	Auto	
057082			10/18/2023	0000944	Memphis Net & Twine	498.94-	Reversal	
057083			10/18/2023	0000356	OReilly Automotive Stores Inc	680.04	Auto	
057084			10/18/2023	0000388	Republic Services #922	356.16	Auto	
057085			10/18/2023	0000562	RKL eSolutions, LLC	3,620.00	Auto	
057086			10/18/2023	0002652	Sierra Striping Inc.	1,500.00	Auto	
057087			10/18/2023	0000451	SMUD	4,502.37	Auto	
057088			10/18/2023	0000459	Star Milling Co	3,551.08	Auto	
057089			10/18/2023	0000461	Stericycle Inc	93.44	Auto	
057090			10/18/2023	0000483	UC Davis Regents	1,400.00	Auto	
057091			10/18/2023	0000529	Waste Management	247.93	Auto	
057092			10/25/2023	0000014	Alhambra & Sierra Springs	111.86	Auto	
057093			10/25/2023	0000006	Azelis - Adapco Inc	11,010.93	Auto	
057094			10/25/2023	0002541	Barnes Welding	1,207.02	Auto	
057095			10/25/2023	0000083	CA Department of Tax and Fee Administration	665.00	Auto	
057096			10/25/2023	0000502	ES Opco USA LLC	29,643.08	Auto	
057097			10/25/2023	0000958	GreatAmerica Financial Services	376.28	Auto	
057098			10/25/2023	0000240	Hunt & Sons Inc	16,622.62	Auto	
057099			10/25/2023	0000293	Life Technologies Corporation	6,069.00	Auto	
057100			10/25/2023	0000367	PG & E	1,137.76	Auto	
057101			10/25/2023	0000562	RKL eSolutions, LLC	2,360.00	Auto	
057102			10/25/2023	0000401	Sac Co Dept. of Finance Secured Tax Unit	100.00	Auto	
057103			10/25/2023	0001465	Sacramento Control Systems, Inc.	495.00	Auto	
057104			10/25/2023	0000413	Sacramento County Utilities	960.54	Auto	
057105			10/25/2023	0000475	Target Specialty Products	100,314.13	Auto	
057106			10/25/2023	0000501	United Textile Inc	2,553.24	Auto	
057107			10/25/2023	0001471	Walker's Office Supply	888.01	Auto	
057108			10/31/2023	0000084	CA State Disbursement Unit	350.00	Auto	
057109			10/31/2023	0000209	Franchise Tax Board Court Ordered Debt	180.00	Auto	
057110			10/31/2023	0001035	Operating Engineers Local Union No. 3	884.00	Auto	
057111			10/30/2023	0000504	US Bank	52,437.72	Auto	
W00384			10/31/2023	0000176	EDD	18,511.63	Wire Transfer	
W00385			10/31/2023	0000086	CalPERS 457 Plan	17,481.84	Wire Transfer	
W00386			10/31/2023	0000087	CalPERS Financial Reporting & Accounting	95,364.85	Wire Transfer	
W00388			10/31/2023	0000511	US Treasury Internal Revenue Service	71,567.33	Wire Transfer	
W00389			10/31/2023	0000339	Nationwide Retirement Solutions	2,300.00	Wire Transfer	
W00390			10/31/2023	0000340	Nationwide Retirement Solutions	3,925.00	Wire Transfer	
Bank U Total:							<u>1,445,915.04</u>	
Report Total:							<u>1,445,915.04</u>	

I hereby authorize the use of my signature plate on the above-listed warrants, 057033-057111, and EFTs

Signature Date
Marcia Mooney, President of the Board

Sacramento-YOLO Mosquito and Vector Control District

12/11/23

Check Register

Accrual Basis

November 2023

Num	Date	Name	Credit	Type
Nov 23				
57112	11/09/2023	ArcSource	1,098.00	Bill Pmt -Check
57113	11/09/2023	Audacy, Inc.	17,599.99	Bill Pmt -Check
57114	11/09/2023	Azelis - Adapco Inc	1,264.78	Bill Pmt -Check
57115	11/09/2023	Bonneville International	12,260.00	Bill Pmt -Check
57116	11/09/2023	Buckmaster Office Soluti...	71.14	Bill Pmt -Check
57117	11/09/2023	California Local	2,480.00	Bill Pmt -Check
57118	11/09/2023	Capital Public Radio Inc	1,750.00	Bill Pmt -Check
57119	11/09/2023	City of Woodland	283.23	Bill Pmt -Check
57120	11/09/2023	Clarke Mosquito Control ...	65,793.75	Bill Pmt -Check
57121	11/09/2023	Clear Channel Outdoor	15,000.00	Bill Pmt -Check
57122	11/09/2023	Crossings TV	4,258.94	Bill Pmt -Check
57123	11/09/2023	Dignity Health Med Fdtn-...	144.00	Bill Pmt -Check
57124	11/09/2023	Effectv-	8,564.36	Bill Pmt -Check
57125	11/09/2023	Elk Grove Water District	355.77	Bill Pmt -Check
57126	11/09/2023	Entravision Communicati...	12,075.00	Bill Pmt -Check
57127	11/09/2023	Farm Air Flying Service	26,375.00	Bill Pmt -Check
57128	11/09/2023	Ferrellgas	32.16	Bill Pmt -Check
57129	11/09/2023	Fox 40 KTXL	4,150.00	Bill Pmt -Check
57130	11/09/2023	GreatAmerica Financial ...	376.28	Bill Pmt -Check
57131	11/09/2023	Hippensteel Group	3,956.25	Bill Pmt -Check
57132	11/09/2023	Hunt & Sons Inc	4,101.68	Bill Pmt -Check
57133	11/09/2023	iHeart Media	9,415.01	Bill Pmt -Check
57134	11/09/2023	Jim Hesselstine's Tire Ser...	1,091.52	Bill Pmt -Check
57135	11/09/2023	KCRA TV 3	6,412.00	Bill Pmt -Check
57136	11/09/2023	Kimball Midwest	232.69	Bill Pmt -Check
57137	11/09/2023	Kingsley Bogard, LLP	2,112.00	Bill Pmt -Check
57138	11/09/2023	KMAX TV	7,364.30	Bill Pmt -Check
57139	11/09/2023	KXTV News 10	13,000.00	Bill Pmt -Check
57140	11/09/2023	Lazer Broadcasting Corp...	4,400.00	Bill Pmt -Check
57163	11/09/2023	Lotus Sacramento Corp	1,800.00	Bill Pmt -Check
57141	11/09/2023	Maita Chevrolet	492.51	Bill Pmt -Check
57142	11/09/2023	NBCUniversal Owned T...	4,675.00	Bill Pmt -Check
57143	11/09/2023	Outfront	4,999.00	Bill Pmt -Check
57144	11/09/2023	Overhead Door Compan...	11,900.00	Bill Pmt -Check
57145	11/09/2023	PG & E	177.70	Bill Pmt -Check
57146	11/09/2023	Republic Services #922	356.16	Bill Pmt -Check
57147	11/09/2023	Russian American Media...	2,375.00	Bill Pmt -Check
57148	11/09/2023	S&R Egg Ranch	646.50	Bill Pmt -Check
57149	11/09/2023	Safety Kleen Corp	607.57	Bill Pmt -Check
57150	11/09/2023	Salem Media Group	5,500.00	Bill Pmt -Check
57151	11/09/2023	SMUD	3,471.38	Bill Pmt -Check
57152	11/09/2023	Spark Creative Design	172.69	Bill Pmt -Check
57153	11/09/2023	Stericycle Inc	93.44	Bill Pmt -Check
57154	11/09/2023	T-Mobile	2,444.84	Bill Pmt -Check
57155	11/09/2023	The Davis Enterprise	450.00	Bill Pmt -Check
57156	11/09/2023	The Grid Agency	8,900.00	Bill Pmt -Check
57157	11/09/2023	Univision Communicatio...	8,766.00	Bill Pmt -Check
57158	11/09/2023	Valley Fire & Security	69.50	Bill Pmt -Check
57159	11/09/2023	Vector Disease Control I...	98,266.38	Bill Pmt -Check
57160	11/09/2023	Verizon Wireless	3,005.43	Bill Pmt -Check
57161	11/09/2023	Via Media Cable	2,363.00	Bill Pmt -Check
57162	11/09/2023	Walker's Office Supply	244.23	Bill Pmt -Check
57164	11/09/2023	Benefit Coordinators Corp.	8,991.10	Bill Pmt -Check
57165	11/09/2023	Benefit Coordinators Cor...	3,550.83	Bill Pmt -Check
57166	11/09/2023	Kaiser Foundation Healt...	56,795.61	Bill Pmt -Check
57167	11/09/2023	PRISM-	370.11	Bill Pmt -Check
57168	11/09/2023	Sutter Health Plus	10,946.28	Bill Pmt -Check
	11/09/2023	Backflow Technologies Inc		Bill Pmt -Check
W00387	11/13/2023	CalPERS Financial Rep...	991.48	Check
58000	11/15/2023	Advance Auto Parts	601.61	Bill Pmt -Check
58001	11/15/2023	Airgas USA LLC	168.89	Bill Pmt -Check
58002	11/15/2023	Auto Glass Now	718.78	Bill Pmt -Check
58003	11/15/2023	AutoZone Inc	3,073.01	Bill Pmt -Check
58004	11/15/2023	Barnes Welding	4,930.73	Bill Pmt -Check
58005	11/15/2023	Bartkiewicz Kronick & Sh...	1,207.50	Bill Pmt -Check
58006	11/15/2023	Buckmaster Office Soluti...	211.68	Bill Pmt -Check
58007	11/15/2023	Cintas Corporation	3,630.79	Bill Pmt -Check

8:35 AM

Sacramento-YOLO Mosquito and Vector Control District

Check Register

November 2023

12/11/23

Accrual Basis

<u>Num</u>	<u>Date</u>	<u>Name</u>	<u>Credit</u>	<u>Type</u>
58008	11/15/2023	Factory Motor Parts Co	2,367.48	Bill Pmt -Check
58009	11/15/2023	Gary W. Goodman	1,062.29	Bill Pmt -Check
58010	11/15/2023	Hunt & Sons Inc	5,825.62	Bill Pmt -Check
58011	11/15/2023	Omni Bag Inc.	11,327.34	Bill Pmt -Check
58012	11/15/2023	PG & E	57.69	Bill Pmt -Check
58013	11/15/2023	Pitney Bowes Purchase ...	300.00	Bill Pmt -Check
58014	11/15/2023	Quench USA, Inc.	1,451.82	Bill Pmt -Check
58015	11/15/2023	RKL eSolutions, LLC	2,846.58	Bill Pmt -Check
58016	11/15/2023	Target Specialty Products	22,824.45	Bill Pmt -Check
58017	11/15/2023	Waste Management-	247.93	Bill Pmt -Check
58018	11/15/2023	Western Health Advantage	6,453.14	Bill Pmt -Check
58019	11/15/2023	Western Health Advantage	1,008.41	Bill Pmt -Check
W00391	11/30/2023	EDD	18,492.79	Check
W00392	11/30/2023	US Treasury Internal Re...	67,193.47	Check
W00393	11/30/2023	CalPERS 457 Plan	17,194.06	Check
W00394	11/30/2023	Nationwide Retirement S...	2,300.00	Check
W00395	11/30/2023	Nationwide Retirement S...	3,925.00	Check
			<hr/> 648,860.65 <hr/>	

Nov 23

Sacramento / Yolo M.V.C.D.
STATEMENT OF OPERATION

	<u>July - October 2023</u>	<u>Annual Budget</u>	<u>Unused</u>
4000 · REVENUE	\$ 924,738.50	\$ 19,292,432.00	-\$18,367,693.50
Total Income	<u>\$ 924,738.50</u>	<u>\$ 19,292,432.00</u>	<u>-\$18,367,693.50</u>
Expenditures			
5000 · SALARIES/BENEFITS/WC	<u>6,315,011.55</u>	<u>10,240,688.00</u>	<u>-3,925,676.45</u>
5200 · OPERATIONAL			
5210 · LIABILITY INSURANCE	289,430.18	288,499.00	931.18
5250 · AUDITING/FISCAL	9,000.00	25,000.00	-16,000.00
5270 · COMMUNICATIONS	37,029.99	110,000.00	-72,970.01
5310 · PUBLIC INFORMATION	185,243.92	611,000.00	-425,756.08
5340 · STRUCTURE & GROUNDS	52,541.36	71,000.00	-18,458.64
5370 · MEMBER/TRAINING	79,412.53	160,000.00	-80,587.47
5390 · DISTRICT OFFICE EXPENSES	7,773.28	25,000.00	-17,226.72
5430 · PROFESSIONAL SERVICES	194,226.48	341,000.00	-146,773.52
5440 · MATERIALS & SUPPLIES	6,831.68	14,500.00	-7,668.32
5450 · RENTS & LEASES	4,014.30	12,000.00	-7,985.70
5470 · SAFETY PROGRAM	760.00	5,000.00	-4,240.00
5480 · UTILITIES	40,045.82	140,000.00	-99,954.18
6120 · AIRCRAFT SERVICES	937,223.71	1,129,000.00	-191,776.29
6140 · ECOLOGICAL MANAGEMENT	4,595.64	20,500.00	-15,904.36
6160 · MICROBIAL	869,289.94	1,150,000.00	-280,710.06
6170 · BIORATIONALS	826,399.45	1,200,000.00	-373,600.55
6180 · INSECTICIDES	834,689.57	750,000.00	84,689.57
6220 · FISHERIES	11,639.60	41,000.00	-29,360.40
6280 · GEOGRAPHIC INFO SYSTEMS	3,636.00	9,000.00	-5,364.00
6320 · INFORMATION TECHNOLOGY	35,855.96	120,000.00	-84,144.04
6350 · CONTROL OPERATIONS	12,127.36	70,000.00	-57,872.64
6370 · SHOP DEPT	120,728.42	145,000.00	-24,271.58
6420 · LAB SERVICES	72,975.69	230,000.00	-157,024.31
6450 · GAS & PETROLEUM	116,783.03	250,000.00	-133,216.97
<i>Total 5200 · OPERATIONAL</i>	<u>\$ 4,752,253.91</u>	<u>\$ 6,917,499.00</u>	<u>-\$2,165,245.09</u>
62600 · Ask Accountant	-177,968.68		
Total Expense	<u>10,789,296.78</u>	<u>17,158,187.00</u>	<u>-6,368,890.22</u>
Net Ordinary Income	<u>-9,864,558.28</u>	<u>2,134,245.00</u>	<u>-11,998,803.28</u>
7000 · CAPITAL ACCOUNTS			
70010 · CAPITAL OUTLAY	0.00	193,000.00	-193,000.00
70050 · CONTINGENCY	0.00	0.00	0.00
70070 · RESEARCH FUND	0.00	75,000.00	-75,000.00
70080 · BUILDING IMPROVEMENT	40,650.00	735,000.00	-694,350.00
70085 · CalPERS Add Discretionary Pmt	0.00	1,500,000.00	-1,500,000.00
Total 7000 · CAPITAL ACCOUNTS	<u>40,650.00</u>	<u>2,503,000.00</u>	<u>-2,462,350.00</u>
70030 · CAPITAL OUTLAY 2	72,272.10	0.00	0.00
70040 · EQUIPMENT REPLACEMENT	0.00	600,000.00	-600,000.00
Total Other Expense	<u>112,922.10</u>	<u>3,103,000.00</u>	<u>-2,990,077.90</u>
Net Other Income	<u>-112,922.10</u>	<u>-3,103,000.00</u>	<u>2,990,077.90</u>
Net Income	<u>-9,977,480.38</u>	<u>-968,755.00</u>	<u>-9,008,725.38</u>



SACRAMENTO COUNTY

8631 Bond Road
Elk Grove, CA 95624

(800) 429-1022
www.FIGHTtheBITE.net

**Sacramento-Yolo Mosquito and Vector Control District
Investment Report**

Gary Goodman
General Manager

The District investment policy authorizes District funds and monies to be invested in only one or a combination of the following institutions and investment types:

2023 Board of Trustees

Marcia Mooney
President, Galt

- A. Yolo County Treasurer Investment Pool
- B. State Treasurer's Local Agency Investment Fund (L.A.I.F.)
- C. Member and Property Contingency Fund deposits with the Vector Control Joint Powers Agency (VCJPA)
- D. Prefunding of Other Post-Employment Benefits (OPEB) through California Public Employer's Retiree Benefit Trust Program (CERBT)

Sean Denny
Vice President, Woodland

Charles Duty
Secretary, Sacramento County

Christopher Barker
Davis

As the District receives revenue from taxes and other resources, the funds are deposited with the Yolo County treasurer. The following is the interest earnings, fund balances, and investments of the District for the quarter ending **September 30, 2023**.

Craig R. Burnett
Folsom

Janell Darroch
West Sacramento

Staci Gardiner
Isleton

Lyndon Hawkins
Elk Grove

Gar House
Winters

Jayna Karpinski-Costa
Citrus Heights

Institution		Earnings	Total as of 9/30/2023
Yolo County Treasure Investment Pool	1.161%	(\$3,881.05)	\$1,404,342.59
L.A.I.F.	3.59%	\$145,317.74	\$9,706,791.29
VCJPA – Member Contingency Fund	2.39%	(\$4,375)	\$1,695,241.00
CERBT – Strategy 3		(\$93,930.17)	\$1,955,425.17
		District Total:	\$14,761,800.05

Raymond LaTorre
Sacramento

**Rates are reflected as annualized earning rates*

Robert J. McGarvey
Rancho Cordova

William Reisen
Yolo County



County of Yolo

www.yolocounty.org

TOM HAYNES
Chief Financial Officer

DEPARTMENT OF FINANCIAL SERVICES

625 Court Street, Room 102

PO BOX 1288
WOODLAND, CA 95776

PHONE: (530) 666-8190

FAX: (530) 666-8215

EMAIL: DFS@yolocounty.org

- Financial Leadership
- Budget & Financial Planning
- Treasury & Finance
- Tax & Revenue Collection

- Financial Systems Oversight
- Accounting & Financial Reporting
- Internal Audit

December 11, 2023

Mr. Gary Goodman
Sacramento-Yolo Mosquito Abatement District
8631 Bond Road
Elk Grove, CA 95624

Dear Mr. Goodman:

Listed below for your information and that of the Board of Directors, is data pertaining to interest earnings, fund balances and investments of the District for the quarter ended September 30, 2023. The Yolo County Treasurer's Investment Report is available electronically. Should you or the Board wish additional information or have any questions, please let me know.

<u>PERIOD</u>	<u>YOLO COUNTY</u>	<u>LAIF</u>	<u>EARNINGS</u>
Quarter ending September 30, 2023:	1.161%*		(\$ 3,881.05)
Quarter ending September 30, 2023:		3.59%	\$ 145,317.74

Placement of Funds as of September 30, 2023:

Yolo County Treasurer's Pool (Fund 7245)	\$ 1,404,342.59
Flexible Spending Account	20,223.53
LAIF	<u>9,706,791.29</u>
Total	\$ 11,131,357.41

*Rates are reflected above as annualized earning rates.

Sincerely,

Sou Xieng
Accounting Manager



Vector Control Joint Powers Agency

Member Contingency Fund

For the Quarter Ended
September 30, 2023

Member District	Balance at Beginning of Quarter	Contribution	(Withdrawals)	Interest Earned	Allocated Admin.	Balance at End of Quarter
Alameda County	352,689		(43,103)	(845)	(7)	308,734
Burney Basin	34,776			(89)	(1)	34,686
Butte County	341,221			(871)	(8)	340,342
Coachella Valley	902,851			(2,304)	(20)	900,527
Coalinga-Huron	7,754			(20)	0	7,734
Colusa	89,987			(230)	(2)	89,755
Compton Creek	66,557			(170)	(1)	66,386
Consolidated	409,138			(1,044)	(9)	408,085
Contra Costa	1,230,493		(1,872)	(3,137)	(28)	1,225,456
Durham	4,739			(12)	0	4,727
Fresno	213,292			(544)	(5)	212,743
Glenn County	41,133			(105)	(1)	41,027
Greater Los Angeles County	1,578,376			(4,027)	(36)	1,574,314
Lake County	140,131			(358)	(3)	139,770
Los Angeles County West	715,150			(1,825)	(16)	713,309
Marin-Sonoma	811,343			(2,070)	(18)	809,255
Monterey County	22,075			(56)	0	22,019
Napa County	1,299,780	14,701		(3,335)	(29)	1,311,117
Northwest	259,599			(662)	(6)	258,931
Orange County	539,261			(1,376)	(12)	537,873
Pine Grove	32,146			(82)	(1)	32,063
Placer	240,051			(613)	(5)	239,433
Sacramento-Yolo	1,699,616			(4,337)	(38)	1,695,241
San Gabriel Valley	109,460			(279)	(2)	109,179
San Joaquin County	721,858		(304,423)	(1,454)	(13)	415,968
San Mateo County	477,718			(1,219)	(11)	476,488
Santa Barbara County	80,831			(206)	(2)	80,623
Shasta	248,042			(633)	(6)	247,403
Sutter-Yuba	281,378			(718)	(6)	280,654
Tehama County	266,833			(681)	(6)	266,146
Turlock	37,431			(96)	(1)	37,334
West Valley	310,534			(792)	(7)	309,735
Total	13,566,242	14,701	(349,398)	(34,190)	(300)	13,197,056

Notes:
Yield to maturity rate on the VCJPA portfolio is 2.39% as of the above date. As required by GASB 31, the allocated interest shown also reflects market value changes to the securities held in the portfolio. Therefore, the actual interest allocated to this fund, and all program year funds, may or may not equal the yield to maturity rate from quarter to quarter. However, the average overall allocated interest, over the life of this fund, should provide a close approximation.

Vector Control Joint Powers Agency
Member Contingency Fund - Prudent Balance Calculation
As of September 30, 2023

Member District	Self-Insurance Exposure - Two Times Deductible				Sub-Total 2 X Deductible	2023/2024 Contribution	Two Times Contribution	Prudent Balance	Member Contingency Fund Balance as of September 30, 2023	Amount Over / (Under) Prudent Balance
	Liability	Workers' Compensation	APD	Property						
	A	B	C	D	E=SUM(A:D)	F	G=F x 2	H=E+G	I	J=I-H
1 Alameda County	20,000	50,000	2,000	1,000	73,000	208,831	417,662	490,662	308,734	(181,928)
2 Burney Basin	2,000	10,000	2,000	1,000	15,000	10,249	20,498	35,498	34,686	(812)
3 Butte County	20,000	50,000	2,000	1,000	73,000	176,187	352,374	425,374	340,342	(85,032)
4 Coachella Valley	50,000	50,000	2,000	1,000	103,000	619,347	1,238,694	1,341,694	900,527	(441,167)
5 Coalinga-Huron	2,000	5,000	2,000	1,000	10,000	3,841	7,682	17,682	7,734	(9,948)
6 Colusa	2,000	10,000	2,000	1,000	15,000	24,235	48,470	63,470	89,755	26,285
7 Compton Creek	5,000	5,000	2,000	1,000	13,000	16,231	32,462	45,462	66,386	20,924
8 Consolidated	20,000	50,000	2,000	1,000	73,000	203,261	406,522	479,522	408,085	(71,437)
9 Contra Costa	100,000	100,000	2,000	1,000	203,000	395,250	790,500	993,500	1,225,456	231,956
10 Delta	10,000	20,000	2,000	1,000	33,000	214,574	429,148	462,148	0	(462,148)
11 Durham	2,000	5,000	2,000	1,000	10,000	9,614	19,228	29,228	4,727	(24,501)
12 Fresno	10,000	50,000	2,000	1,000	63,000	91,796	183,592	246,592	212,743	(33,849)
13 Glenn County	2,000	10,000	2,000	1,000	15,000	14,477	28,954	43,954	41,027	(2,927)
14 Greater Los Angeles County	150,000	100,000	2,000	1,000	253,000	864,200	1,728,400	1,981,400	1,574,314	(407,086)
15 Kings	10,000	20,000	2,000	1,000	33,000	119,316	238,632	271,632	0	(271,632)
16 Lake County	5,000	20,000	2,000	1,000	28,000	77,978	155,956	183,956	139,770	(44,186)
17 Los Angeles County West	50,000	50,000	2,000	1,000	103,000	492,907	985,814	1,088,814	713,309	(375,505)
18 Marin-Sonoma	100,000	100,000	2,000	1,000	203,000	429,917	859,834	1,062,834	809,255	(253,579)
19 Napa County	10,000	50,000	2,000	1,000	63,000	117,501	235,002	298,002	1,311,117	1,013,115
20 Monterey County	5,000	50,000	2,000	1,000	58,000	90,299	180,598	238,598	22,019	(216,579)
21 Northwest	10,000	50,000	2,000	1,000	63,000	183,714	367,428	430,428	258,931	(171,497)
22 Orange County	50,000	100,000	2,000	1,000	153,000	785,040	1,570,080	1,723,080	537,873	(1,185,207)
23 Pine Grove	2,000	5,000	2,000	1,000	10,000	6,718	13,436	23,436	32,063	8,627
24 Placer	2,000	20,000	2,000	1,000	25,000	204,842	409,684	434,684	239,433	(195,251)
25 Sacramento-Yolo	100,000	100,000	2,000	1,000	203,000	525,127	1,050,254	1,253,254	1,695,241	441,987
26 San Gabriel Valley	20,000	100,000	2,000	1,000	123,000	297,338	594,676	717,676	109,179	(608,497)
27 San Joaquin County	100,000	100,000	2,000	1,000	203,000	304,210	608,420	811,420	415,968	(395,452)
28 San Mateo County	20,000	50,000	2,000	1,000	73,000	293,918	587,836	660,836	476,488	(184,348)
29 Santa Barbara County	5,000	10,000	2,000	1,000	18,000	46,995	93,990	111,990	80,623	(31,367)
30 Shasta	5,000	50,000	2,000	1,000	58,000	157,281	314,562	372,562	247,403	(125,159)
31 Sutter-Yuba	20,000	50,000	2,000	1,000	73,000	156,020	312,040	385,040	280,654	(104,386)
32 Tehama County	2,000	20,000	2,000	1,000	25,000	46,302	92,604	117,604	266,146	148,542
33 Turlock	20,000	50,000	2,000	1,000	73,000	98,497	196,994	269,994	37,334	(232,660)
34 West Valley	20,000	50,000	2,000	1,000	73,000	199,926	399,852	472,852	309,735	(163,117)
Total	951,000	1,560,000	68,000	34,000	2,613,000	7,485,939	14,971,878	17,584,878	13,197,056	(4,387,822)



Market Value Summary:

	QTD Current Period	Fiscal Year to Date
Beginning Balance	\$2,049,789.77	\$2,049,789.77
Contribution	0.00	0.00
Disbursement	0.00	0.00
Transfer In	0.00	0.00
Transfer Out	0.00	0.00
Investment Earnings	(93,930.95)	(93,930.95)
Administrative Expenses	(250.47)	(250.47)
Investment Expense	(183.18)	(183.18)
Other	0.00	0.00
Ending Balance	\$1,955,425.17	\$1,955,425.17
FY End Contrib per GASB 74 Para 22	0.00	0.00
FY End Disbursement Accrual	0.00	0.00
Grand Total	\$1,955,425.17	\$1,955,425.17

Unit Value Summary:

	QTD Current Period	Fiscal Year to Date
Beginning Units	123,845.370	123,845.370
Unit Purchases from Contributions	0.000	0.000
Unit Sales for Withdrawals	0.000	0.000
Unit Transfer In	0.000	0.000
Unit Transfer Out	0.000	0.000
Ending Units	123,845.370	123,845.370
Period Beginning Unit Value	16.551201	16.551201
Period Ending Unit Value	15.789245	15.789245

Please note the Grand Total is your actual fund account balance at the end of the period, including all contributions per GASB 74 paragraph 22 and accrued disbursements. Please review your statement promptly. All information contained in your statement will be considered true and accurate unless you contact us within 30 days of receipt of this statement. If you have questions about the validity of this information, please contact CERBT4U@calpers.ca.gov.

2. Items for Approval by General Consent:

e. 2024 District Annual Operating Plan Pursuant to Section 8 of the MOU between the USFWS and SYMVCD

The District has an ongoing relationship with the Stone Lakes National Wildlife Refuge which is managed by the United States Fish and Wildlife Service. The MOU is introduced every year to highlight the relationship and the requirements of each agency to conduct mosquito control work on the Refuge property.

Recommendation:

Authorize the Manager to sign the MOU with the USFWS



MAILING ADDRESS

8631 BOND ROAD
ELK GROVE, CA 95624

1.800.429.1022
FIGHTtheBITE.net

Gary Goodman, **MANAGER**

2023 BOARD OF TRUSTEES

MARCIA MOONEY
PRESIDENT, GALT

SEAN DENNY
Vice President, WOODLAND

CHARLES DUTY
SECRETARY, SACRAMENTO COUNTY

CHRISTOPHER BARKER
DAVIS

CRAIG BURNETT
FOLSOM

JANELL DARROCH
WEST SACRAMENTO

WILLIAM REISEN
YOLO COUNTY

STACI GARDINER
ISLETON

Mr. Bart McDermott

November 1, 2023

Stone Lakes National Wildlife Refuge

U.S. Fish and Wildlife "Service"

1624 Hood Franklin Road

Elk Grove, CA 95758

Dear Mr. McDermott,

The Sacramento Yolo Mosquito and Vector Control District ("District") is submitting the anticipated 2024 Annual Operating Plan (Plan)* for monitoring and control of mosquitoes populations and mosquito-borne viral activity on lands managed by the U.S. Fish and Wildlife Service ("Service") on the Stone Lake National Wildlife Refuge ("Refuge") or properties thereof, pursuant to Section 8 of the Memorandum of Understanding ("MOU") between the "Service" and the Sacramento-Yolo Mosquito and Vector Control District .

**STONE LAKES NATIONAL WILDLIFE REFUGE ANNUAL
OPERATING PLAN (MOSQUITO CONTROL)**

2024

Access Requirements

The District will require access to all areas of Refuge properties to ensure comprehensive and integrated mosquito control. The District will continue to coordinate with "Service" staff to identify areas of concern to avoid negatively affecting sensitive resources.

Monitoring and Surveillance Programs

Pursuant to the District's Mosquito and Mosquito-borne Disease Management Plan (MMP)*, the monitoring methods will consist of larval sampling, utilization of adult traps such as but not limited to: BG Sentinel, Encephalitis virus surveillance ("EVS"), Gravid, and other adult traps, as well as leg counts, sentinel

chicken sera testing, and dead bird monitoring. Using these methods will enable the District to quantify mosquito prevalence in and around the Refuge, as well as identify when virus activity, particularly West Nile virus (“WNV”) is present. In addition, the District asks for the help and support of the “Service” to monitor any unusual bird die-offs that may occur on the Refuge. As WNV is firmly established in the Sacramento Valley, help and assistance by the “Service” in identifying any such bird die-offs may help provide an early warning system to address WNV positive mosquitoes and potential breeding sites in the area of concern.

Genus and Species Thresholds

The District currently uses the larval density of 0.1 mosquito larva per 350 ml. dipper of water to initiate a larval control response. This threshold reduces nuisance levels of adult mosquitoes and has historically prevented the transmission of disease to the surrounding public. Adult mosquito thresholds are generally determined by historical levels of adult mosquitoes in the area. The District has established a standard goal of keeping *Culex sp.* female mosquitoes below threshold levels of 10 per light trap night or 100 per carbon dioxide (CO₂) baited trap per night when virus has not been detected. When virus activity is detected, these thresholds are significantly reduced according to the District’s “Plan”. When adult mosquitoes meet or exceed these established thresholds it may be necessary to implement an adulticide program to reduce adult mosquitoes to acceptable levels and to reduce or break the viral transmission cycle.

Non-invasive or nuisance genus *Aedes sp.* adult mosquitoes are generally determined by landing (leg) and adult trap counts. Landing count thresholds are generally reached when two or more non-invasive *Aedes sp.* land on an individual during a one-minute time interval. When adult mosquitoes meet or exceed tolerable levels, the District may initiate adult mosquito control activities.

The District has a zero-tolerance threshold for any larval or adult invasive *Aedes sp.* mosquitoes. Upon detection, the District may initiate additional surveillance and wide area larval or adult treatments in nearby affected residential and urban areas.

Physical, Cultural, Biological, and Chemical Control

The District uses an Integrated Pest Management (“IPM”) approach when controlling mosquitoes or other vectors. For additional details and document downloads in regards to the District’s “IPM” program, please visit the District’s website at <https://www.fightthebite.net/programs/integrated-pest-management/>

Physical/Cultural and Environmental Manipulation

The District will continue to pursue water and vegetation Mosquito Reducing Best Management Practices (“BMPs”) and techniques to help minimize larval

development and prevent adult emergence wherever possible. Drawing on previous work by the Central Valley Joint Venture Working Group, the District has compiled a list of potential BMPs for a variety of land uses including managed wetlands, riparian areas, and irrigated agricultural fields. The District's Ecological Management Department will continue to work to evaluate and assess the efficacy of these BMPs on the Refuge to ensure that mosquito populations can continue to be reduced by physical/cultural and environmental manipulation practices.

At the beginning of the mosquito season, the District and "Service" staff will review the Refuge's annual management plans and flooding schedules and make recommendations to reduce or eliminate mosquito breeding sites by implementing mosquito reducing BMPs.

For more information regarding the District's Mosquito Reducing Best Management Practices, please visit the District's website at: <https://www.fightthebite.net/wp-content/uploads/2018/03/symvcd-bmp-manual-english.pdf>

Biological Control

The District's Fisheries Department utilizes mosquitofish (*Gambusia affinis*) to augment our biological and chemical control program in appropriate bodies of water that will sustain mosquitofish populations. These biological control measures are used in areas that may be potential breeding sites for immature mosquito development or where chemical control is not practicable.

Chemical Control

Based on the District's (MMP), the District will utilize registered public health pesticides to control mosquito populations where environmental manipulation and biological control are not feasible. The District's first choice of materials will continue to be larvicides, with a particular focus on *Bacillus* based products and other insect growth regulators. The District will communicate with "Service" staff when Spinosad-based products must be utilized. Continued communication and coordination with "Service" staff will ensure the use of products that minimize impacts on important resources.

Larval Control Products (singular or in combination)

Bacillus thuringiensis israelensis (Bti)-All formulations

Bacillus sphaericus-All formulations

Methoprene -All formulations

Spinosad-All formulations

Larviciding/Mineral Oils

Adult Control Products

Pyrethroids –All liquid formulations

Pyrethrins –All liquid formulations

Malathion -All liquid formulations

A list of individual product labels will be provided before the start of the mosquito season for the Refuge to submit individual Pesticide Use Proposals (PUPs).

UAS (Drone) Operations

The District may utilize unmanned aircraft systems (UAS) units to provide aerial imagery, support, analysis, and localized treatments to improve the efficiency and efficacy of District operations. Any UAS use over Refuge lands will be pre-authorized and approved by Refuge and USFWS Management and will only be used aiding in mosquito control operations.

Communication/Projection of Control Measures

All applications of registered public health pesticides are governed by the label, and to some degree meteorological conditions. While the District cannot determine the exact time or day when mosquitoes reach levels that warrant control measures, the District is determined to maintain the level of communication with “Service” staff to maximize our efforts moving forward. Notifying the District prior to flooding or irrigation events minimizes the potential for conflict. The District will continue to inform “Service” staff when control activities involving adulticiding or the use of aerial applications are necessary. This type of open communication will enhance the operations, coordination, and effectiveness of both our agencies.

Reporting

The District will continue to generate and submit annual activity reports and subsequent maps detailing all treatments made on “Service” properties during the 2024 season as well as submitting weekly trapping data. The District will provide any additional information upon the request of the “Service”.

Avoidance

The District will continue to coordinate with “Service” staff to minimize any disturbances on the 457 ac. Lewis Property between the dates of October 15 through February 15 and around all Refuge wetland complexes between the dates of September 1st and April 1st when Sandhill Cranes are typically present on the property. The District will avoid these areas before 9am (unless instructed otherwise). The District will collaborate with the “Service” to limit disturbances during the time-frame mentioned; however, if above-average temperatures,

excessive mosquito populations that emanate from the area, and/or the presence of WNV in or around the property are detected, the District may need to extend mosquito surveillance and control measures into these timeframes. The District will coordinate in advance with "Service" staff to minimize any potential impact from conducting control activities inside of the avoidance dates.

Please contact me at 916-685-1022 Ext. 2059 if you have any questions, comments or require any additional information.

Sincerely,

Gary Goodman

District Manager

2. Items for Approval by General Consent:

f. Authorize and Direct District Counsel to Provide Notice of Rejection of Claim

The District is in receipt of an administrative charge filed by Ms. McCormick with the California Civil Rights Department naming respondents as members of the California Public Employees' Retirement system. A revised claim related to CALPERS disability benefits was received on October 2, 2023 and deemed denied by operation of law (due to the cancellation of the November board meeting) on November 16, 2023. A copy of the claim is attached. Staff recommends that the Board authorize and direct District counsel to provide a written rejection notice to the claimant consistent with Government Code section 913.

Recommendation:

Authorize the Manager to work with District Counsel to Provide a Notice of Rejection of Claim

June 28, 2023

To Whom It May Concern:

My firm represents Cari McCormick. Enclosed you will find an administrative charge, with exhibits, filed by Ms McCormick with the California Civil Rights Department, naming as respondents the California Public Employees' Retirement System, Lake County, and the State of California.

As the charge explains, Ms McCormick's claims concern how certain pension benefits are calculated and paid through CalPERS. Those claims are brought *on behalf of* a putative class of California public employees ("Plaintiff Class"). Those claims are brought *against* a putative class of California public entity employers who employed one or more members of the proposed plaintiff class ("Defendant Class"). Ms McCormick will propose that the State of California, as represented by the California Attorney General's Office, serve as class representative for the proposed Defendant Class.

We have reason to believe your public entity may have employed one or more members of the proposed Plaintiff Class, because your public entity contracts to pay pension benefits through CalPERS. For that reason, we are serving Ms McCormick's FEHA charge on your public entity pursuant to Government Code section 12962(b). In addition, to the extent the government claim presentation requirements may apply, we hereby present the enclosed charge as a government claim.

For more information, please see the enclosed charge.

Regards,

AIMAN-SMITH & MARCY
PROFESSIONAL CORPORATION

/s/ Brent A. Robinson

Counsel for Plaintiff Cari McCormick
bar@asmlawyers.com

Enclosures



Civil Rights Department

KEVIN KISH, DIRECTOR

2218 Kausen Drive, Suite 100 | Elk Grove | CA | 95758
800-884-1684 (voice) | 800-700-2320 (TTY) | California's Relay Service at 711
calcivilrights.ca.gov | contact.center@calcivilrights.ca.gov

June 8, 2023

Brent Robinson
Aiman-Smith & Marcy, 7677 Oakport Street, Suite 1150
Oakland, California 94621

RE: **Notice to Complainant's Attorney**
CRD Matter Number: 202306-20925508
Right to Sue: McCormick / California Public Employees' Retirement System et al.

Dear Brent Robinson:

Attached is a copy of your complaint of discrimination filed with the Civil Rights Department (CRD) pursuant to the California Fair Employment and Housing Act, Government Code section 12900 et seq. Also attached is a copy of your Notice of Case Closure and Right to Sue.

Pursuant to Government Code section 12962, CRD will not serve these documents on the employer. You must serve the complaint separately, to all named respondents. Please refer to the attached Notice of Case Closure and Right to Sue for information regarding filing a private lawsuit in the State of California. A courtesy "Notice of Filing of Discrimination Complaint" is attached for your convenience.

Be advised that the CRD does not review or edit the complaint form to ensure that it meets procedural or statutory requirements.

Sincerely,

Civil Rights Department



Civil Rights Department

2218 Kausen Drive, Suite 100 | Elk Grove | CA | 95758
800-884-1684 (voice) | 800-700-2320 (TTY) | California's Relay Service at 711
calcivilrights.ca.gov | contact.center@calcivilrights.ca.gov

June 8, 2023

RE: Notice of Filing of Discrimination Complaint
CRD Matter Number: 202306-20925508
Right to Sue: McCormick / California Public Employees' Retirement System et al.

To All Respondent(s):

Enclosed is a copy of a complaint of discrimination that has been filed with the Civil Rights Department (CRD) in accordance with Government Code section 12960. This constitutes service of the complaint pursuant to Government Code section 12962. The complainant has requested an authorization to file a lawsuit. A copy of the Notice of Case Closure and Right to Sue is enclosed for your records.

Please refer to the attached complaint for a list of all respondent(s) and their contact information.

No response to CRD is requested or required.

Sincerely,

Civil Rights Department



Civil Rights Department

2218 Kausen Drive, Suite 100 | Elk Grove | CA | 95758
800-884-1684 (voice) | 800-700-2320 (TTY) | California's Relay Service at 711
calcivilrights.ca.gov | contact.center@calcivilrights.ca.gov

June 8, 2023

Cari McCormick

RE: Notice of Case Closure and Right to Sue

CRD Matter Number: 202306-20925508

Right to Sue: McCormick / California Public Employees' Retirement System et al.

Dear Cari McCormick:

This letter informs you that the above-referenced complaint filed with the Civil Rights Department (CRD) has been closed effective June 8, 2023 because an immediate Right to Sue notice was requested.

This letter is also your Right to Sue notice. According to Government Code section 12965, subdivision (b), a civil action may be brought under the provisions of the Fair Employment and Housing Act against the person, employer, labor organization or employment agency named in the above-referenced complaint. The civil action must be filed within one year from the date of this letter.

To obtain a federal Right to Sue notice, you must contact the U.S. Equal Employment Opportunity Commission (EEOC) to file a complaint within 30 days of receipt of this CRD Notice of Case Closure or within 300 days of the alleged discriminatory act, whichever is earlier.

Sincerely,

Civil Rights Department

1 **Additional Complaint Details:** See Exhibits A, B, and C attached hereto.

2
3
4
5
6
7
8
9
10
11
12
13
14
15
16
17
18
19
20
21
22
23
24
25
26
27
28

Date Filed: June 8, 2023

1 VERIFICATION

2 I, **Brent A. Robinson**, am the **Attorney** in the above-entitled complaint. I have read
3 the foregoing complaint and know the contents thereof. The matters alleged are
4 based on information and belief, which I believe to be true.

5 On June 8, 2023, I declare under penalty of perjury under the laws of the State of
6 California that the foregoing is true and correct.

7 **San Francisco, CA**

8

9

10

11

12

13

14

15

16

17

18

19

20

21

22

23

24

25

26

27

28

EXHIBIT A

Exhibit A – Claim Narrative

Plaintiff Cari McCormick is an individual.

Defendants California Public Employees' Retirement System ("CalPERS"), State of California, and County of Lake are California governmental entities.

Plaintiff is ignorant of the true names or capacities of defendants named herein as Does 1 through 3,000, inclusive, and therefore identifies these defendants by these fictitious names. Each of the defendants named herein or designated as a Doe, is liable or in some manner legally responsible for the events alleged herein.

Plaintiff seeks to have the State of California, represented by the California Attorney General's Office, appointed to represent a defendant class, which includes all public entities that both employed one or more Plaintiffs, and are liable for employer-side retirement contributions for one or more Plaintiffs. A list of public entities believed to potentially be included within that defendant class, based on their listing as employers within the 2021-2022 Annual Comprehensive Financial Report published by CalPERS, is attached as Exhibit C.

Plaintiff refers to all defendants here collectively as "Defendants."

Plaintiff seeks to represent a plaintiff class of similarly situated persons. The class includes all persons who were employed by Defendants; who were at or over age 40 at the time they became members of the CalPERS system; who applied for and were granted ordinary disability retirement; whose retirement benefits are administered by CalPERS; and either (1) who have ever received disability retirement benefit payments pursuant to Government Code section 21423, who were over age 41 at membership in CalPERS, and who at retirement were credited with 18.518 or fewer years of actual service; or (2) who have ever received disability retirement benefit payments pursuant to Government Code section 21098, and who at retirement were credited with 24.691 or fewer years of actual service; or (3) who have ever received disability retirement benefit payments pursuant to Government Code section 21424, and who at retirement were credited with 29.629 or fewer years of actual service.

Plaintiff was employed by County of Lake; was over age 40 at membership in CalPERS; applied for and was granted ordinary disability retirement; receives benefits administered by CalPERS; and presently receives monthly disability benefit payments pursuant to one of the sections listed above. *See, generally, McCormick v. Public Employees' Retirement System* (2019) 41 Cal.App.5th 428.

Plaintiff refers to herself and the proposed plaintiff class collectively as "Plaintiffs."

At all relevant times, each of the Defendants was the agent of each of the remaining Defendants and, in doing the things alleged herein, was acting with the course and scope of such agency.

Each of the Defendants' actions or omissions as alleged herein was ratified by each of the remaining Defendants. Each of the acts or omissions of a Defendant's agents as alleged herein was ratified by that Defendant, as well as by each of the remaining Defendants. Each of the Defendants had knowledge of unlawful discrimination practiced upon its employees by the other Defendants, and failed to thereafter take all reasonable steps to prevent further discrimination against its employees. Each of the Defendants provided substantial assistance or encouragement to the other Defendants in the discrimination alleged here, and thereby caused harm to Plaintiff and the proposed class. Each of the Defendants had knowledge of the discrimination alleged here, and cooperated in that discrimination. For purposes of the discrimination alleged here, each of the Defendants was a joint employer and engaged in a joint venture, including by engaging in a combination of resources to carry out a single undertaking, with each having separate ownership interests in the joint undertaking, joint control, and an agreement to share profits and losses of that joint undertaking.

California law governs Plaintiffs' retirement benefits, and provides for ordinary disability retirement benefits for certain public employees such as Plaintiff who are rendered unable to do their job by any non-industrial long-term disability.

California law calculates such ordinary disability retirement benefits in a way that discriminates based on advanced age at membership. Government Code sections 21098, 21424, and 21423 each provides for younger employees to receive an ordinary disability retirement benefit equal to at least 33.333% of their final compensation. By contrast, older employees receive significantly reduced benefits, because those benefits are based on imputed years of service through age 60. For example, assume two state miscellaneous first-tier employees are otherwise identical, except that one was hired at age 18, the other at age 49. Each puts in 10 years of actual credited service, and each is forced to retire due to disabilities. The 18-year-old-at-hire will receive a benefit equal to 33.333% of his final compensation, because the formula gives him service credit as if he had worked without interruption through age 60. By contrast, the 49-year-old-at-hire will receive a benefit equal to just 19.8% under section 21423, with the difference in benefit amounts solely due to the older employee's advanced age.

Defendants are liable for disparate treatment. Defendants are qualifying employers, and employed Plaintiffs. Plaintiffs were over age 40 at membership. Defendants paid Plaintiffs reduced retirement benefits compared to employees younger at membership. Plaintiffs' age over 40 at membership was a substantial motivating factor in Defendants' determination and payment of the amount of Plaintiffs' disability retirement benefits. Plaintiffs have been harmed. Defendants' payment of reduced benefits to Plaintiffs is a substantial factor in causing them harm.

Defendants are also liable for pattern-or-practice of intentional discrimination. Discrimination is Defendants' standard operating procedure, rather than an unusual practice, and that standard operating procedure is a substantial factor in harming Plaintiffs.

Defendants are also liable for disparate impact. Defendants are qualifying employers, and employed Plaintiffs. Plaintiffs were over age 40 at membership. Defendants maintained a common policy or practice that has a disproportionate adverse effect on persons over age 40 at membership. Plaintiffs have been harmed. Defendants' policy or practice was a substantial factor in causing Plaintiffs' harm.

Defendants are also liable for their failure to prevent discrimination against Plaintiffs. Defendants knew or should have known of the above-alleged discrimination, and failed to take all reasonable steps necessary to prevent the same from occurring, thereby causing harm to Plaintiffs.

Defendants are also liable for breach of contract. At hiring, Defendants promised Plaintiffs future pay in exchange for present work, and Defendants' monthly retirement benefit payments are wages paid after the fact for Plaintiffs' years of labor. *See, e.g., Kern v. Long Beach* (1947) 29 Cal.2d 848, 850-852. The retirement benefit provisions at issue are contractual terms of class members' employment agreements: by those retirement provisions, Defendants promised class members future pay in exchange for present work, and once class members began performance, class members obtained a vested contractual right to the benefits Defendants had promised. *See, e.g., McGlynn v. State of California* (2018) 21 Cal.App.5th 548, 559.

Defendants maintained express written contractual terms of employment that provided for class members to be paid reduced retirement benefits based on their advanced ages at hiring. *See, Gov. Code §§ 21098, 21424, 21423.* Those terms of employment violate or are contrary to overriding state laws (*i.e.*, Gov. Code § 12940, subd. (a)) regulating such terms of employment, by providing for reduced compensation based solely on an employees' advanced age at hiring. To that extent, those terms of employment are contrary to superseding state law, they are illegal contractual terms, they are contrary to public policy, and they are therefore void. *See, Civil Code § 1667.* The unlawful terms of Plaintiffs' contracts with Defendants are severable, such that the illegal contract terms should be severed, and the balance of the contracts enforced. *Armendariz v. Found. Health Psychcare Servs., Inc.* (2000) 24 Cal.4th 83, 124. With illegal contractual terms severed, class members' contracts with the Defendants provide for class members to receive equal retirement benefits.

Alternately, FEHA's prohibition on age discrimination constitutes a contractual term of employment implied by operation of law into Plaintiffs' employment agreements with Defendants, such that Defendants were subject to a contractual duty to pay nondiscriminatory retirement benefits. *See, Castillo v. Express Escrow Company* (2007) 146 Cal.App.4th 1301, 1308 ("all laws in existence when the agreement was made become part of the contract"); *Anderson v. Time Warner Telecom of California* (2005) 129 Cal.App.4th 411, 418 ("All applicable laws are presumed to be known by the parties and to form a part of the agreement as if those laws were expressly referred to and incorporated."); *Coral Farms, L.P. v. Mahony* (2021) 63 Cal.App.5th 719, 731 ("The incorporation of current law into a contract is presumed and does not require a deliberate expression by the parties.").

The terms of Plaintiffs' employment contracts were sufficiently clear that the parties could understand what each was required to do, the parties exchanged consideration, and the parties agreed to terms. Plaintiffs did all, or substantially all, of the significant things their contracts required of them. Defendants failed to pay non-discriminatory benefits under the contracts, or paid discriminatory benefits in violation of the contracts. Plaintiffs were harmed. Defendants' breaches of contract were a substantial factor in causing Plaintiffs' harm.

The harm to Plaintiffs includes the loss of retirement benefits, the loss of additional amounts of money each would have received had he or she not suffered such unlawful discrimination, and harm in the form of humiliation, mental anguish, and emotional distress.

Defendants are also liable for prospective relief for violations of California's Equal Protection clause. Such relief includes declaratory relief, injunctive relief, and issuance of writs of mandamus and/or prohibition.

Thus, Defendants' unlawful policies and practices as alleged adversely affect, in a similar manner, a class of persons of which Plaintiff is a member, and raise substantial questions of law and fact that are common to that class. For those reasons, Plaintiff files this charge on behalf of a class of all others similarly situated, and seeks to represent the same.

EXHIBIT B

Exhibit B – Required Claim Information (Gov. Code § 910)

Name of Claimant:	Cari McCormick
Address of Claimant, and Address Where Notices re Claim Should Be Sent:	Cari McCormick c/o Brent A. Robinson Aiman-Smith & Marcy, PC 7677 Oakport Street, Suite 1150 Oakland, CA 94621
Date, Place, and Other Circumstances of the Occurrence or Transaction which Gave Rise to the Claim Asserted:	Following a decision in favor of Ms McCormick by the First District Court of Appeal in 2019, CalPERS granted Ms McCormick ordinary disability retirement. For additional information about facts giving rise to claim asserted, see Exhibit A.
A General Description of the Loss Incurred:	See Exhibit A for detailed factual narrative.
The Name or Names of the Public Employees Causing the Injury, Damage, or Loss, if Known:	Unknown.
The Amount Claimed If Less than \$10k:	The amount claimed exceeds \$10k.

Note: This Claim is presented on behalf of a class of similarly situated persons. Claimant is the proposed representative claimant. The class description is provided in Exhibit A.

Sacramento-Yolo Mosquito and Vector Control District

December 19, 2023 Board Meeting

3. Reports to the Board

a. Manager's Report

b. Reports from District Departments

- **Lab/Surveillance (Sarah Wheeler)**
- **Ecological Management (Kevin Combo)**
- **Biological Control (Ken Harris)**
- **Larval and Adult Control (Marty Scholl)**
- **Public Outreach (Luz Maria Robles)**

a. Manager's Report

The year is at an end and staff are preparing for the upcoming 2024 season with planning, training, and equipment maintenance.

The Mosquito & Vector Control Association of California (MVCAC) planning meeting was held on December 5-7. The Association spent some time on a strategic planning session to re-identify the goals and direction of the organization with a specific focus on the organization and efficiencies of the committees in both structure and function.

District staff is continuing the work on the five-year plan for future activities and direction of the District. Staff will provide an update to the Board early next year on the items highlighted in the plan.

We have begun the audit process and things are going smoothly with the transition from Sage to Quickbooks.

b. Oral Reports from District Departments

- **Administration-Lisa Pelletier**
- **Geographic Information Systems-Ruben Rosas**
- **Microbiologist-Kara Kelley**
- **Shop Supervisor-Robert Fowler**
- **Field Supervisor North Yolo-Brett Day**

c. Written Reports from District Departments

- **Lab/Surveillance (Sarah Wheeler)**
- **Ecological Management (Kevin Combo)**
- **Biological Control (Ken Harris)**
- **Larval and Adult Control (Marty Scholl)**
- **Public Outreach (Luz Maria Robles)**

2023 December Board Meeting

Lisa Pelletier

Administration Manager:

As the new Admin Manager of a fairly new Admin team, I'm enthusiastic about reinventing the Admin Department. We now have four employees: myself, our Sr Admin Assistant, Tatiana, plus Admin Assistants Dania, and Cat.

Our primary duties are administration of Accounting and HR, and we strive to provide additional support to the District however we can. Our department has been bustling with Open Enrollment and the accounting migration to Quickbooks, improving our payroll and onboarding processes, learning to oversee the District's Safety and Training Committees and developing new methods of tracking district resources and benefits. We are also expanding our internal outreach by providing additional information and resources to employees regarding the insurance and retirement plans available through District's generous benefit package.

The admin team is hard working, dedicated, talented and efficient. We celebrate our successes, share our responsibilities, overcome challenges together and take great pride in our accomplishments. Our camaraderie, team building and energy is contagious and adds to the already impressive District's employee morale and retention rate.

I would love to introduce you to the team during the party this afternoon. Please come by and say hello!

Ruben Rosas

GIS Department Summary

During the 2023 season the GIS Department mapped 44,312 acres of rice, a 158% increase from last year. Heavy precipitation during the 2022 winter alleviated water restrictions which allowed rice growers to cultivate many of their fields. The GIS Department coordinated with Field Supervisors, aerial contractors and the Program Coordinator to provide the essential data and maps necessary to operate the District's rice program. This year, the GIS Department also worked on developing the District's drone department. By utilizing drone terrain surveys, videos and photos, the department was able to provide guidance on multiple projects including a BMP ditch construction for the Ecological Department. The GIS Department continues to work on improving the District's ULV navigation system while also providing data analysis and visualization for mosquito control.

Kara Kelley

Microbiologist

The Lab performs tick surveillance for *Borrelia burgdorferi*, the causative agent of Lyme disease, each year from November through May when the local vector *Ixodes pacificus* is most active. There are twenty established tick collection sites in Sacramento and Yolo Counties which are surveyed once per month. In 2023, excluding the month of December, 263 pooled collections of *Ixodes pacificus* were tested for *Borrelia burgdorferi*, of which 18 were positive from a total of eight collection sites. Beginning in mid-April, surveillance efforts shifted to West Nile virus (WNV). As part of our surveillance program, the laboratory maintains five flocks of sentinel chickens. Samples are collected and tested every two weeks for WNV, St Louis encephalitis virus, and western equine encephalitis virus. In 2023, we detected a total of 17 WNV positive chickens: five from Knights Landing, five from Dunnigan, five from Isleton, and two from Rancho Murietta. Collection and testing of dead birds is another part of our WNV surveillance program. This year the District tested 585 dead birds and 258 tested positive for WNV. This was a positivity rate of 44.1% which was more than double the positivity rate of 18.5% in 2022. The last component of our WNV surveillance program is collection and testing of mosquitoes. In 2023, we tested a total of 7,989 samples with 636 (342 from Sacramento County and 294 from Yolo County) samples testing positive for WNV, this is a positivity rate of 7.96% which is much higher than the rate of 2.0% observed in 2022. In addition to a busy WNV season, we detected three St. Louis encephalitis virus (SLEV) positive mosquito samples collected from our routine surveillance trapping program with two positive samples from Yolo County and one positive sample from Sacramento County. The last recorded detection of SLEV in our District boundaries was at least 50 years ago. The Microbiologist will continue to serve on the MVCAC Laboratory Technologies Committee for 2024.

Robert Fowler

Shop Supervisor

This year the shop had a change in supervisor roles with the retirement of Tom Price and the promotion of Robert Fowler to shop supervisor. The shop still operates with two full-time ASE certified mechanics performing repairs and maintenance among other duties. The shop integrated new equipment, shop management software and a new version of a vehicle check out system utilizing appsheet design. The new equipment is mostly installed and being used already to improve performance and function in the shop. The shop management software is changing and updating the scheduling and timing of services as well as creating new interaction between the various departments of the District. The shop will continue to look for ways to improve through technology and equipment as well as grow our knowledge about the Districts ever changing fleet.

Brett Day

North Yolo Field Supervisor

The 2023 year started off with an abundance of rain which kept the five (5) North Yolo technicians out of the field a little later than normal. We began inspecting and treating spring sources the first part of April with our first larval treatment on April 11. For the 2023 season North Yolo technicians inspected over 15,000 larval sources with over 950 treatments.

Throughout the summer months we monitored just under 9,500 acres of conventional rice and 2,900 acres of organic rice with our first order submitted on June 6th. Our rice program turned in over 42,000 acres of rice for treatment throughout the summer and monitored another 3,900 acres in the Conaway Ranch that was on a weekly auto retreat program.

The North Yolo crew responded to 313 service requests this year (up from 52 in 2022). In 2023 North Yolo technicians responded to 151 West Nile positive mosquito pools with the first positive coming on June 28th in Dunnigan. The North Yolo crew also responded to 2 Saint Louis Encephalitis mosquito pools, 11 West Nile Positive wild birds and 10 West Nile Positive sentinel chickens. In response to the positive mosquito pools North Yolo ran 38 Ultra Low Volume (ULV) fogging missions (21 nighttime and 13 early morning) with a total of 38,450 acres treated.

For the 2023 season North Yolo turned in for treatment 2,200 acres of spring and fall duck club flood ups.

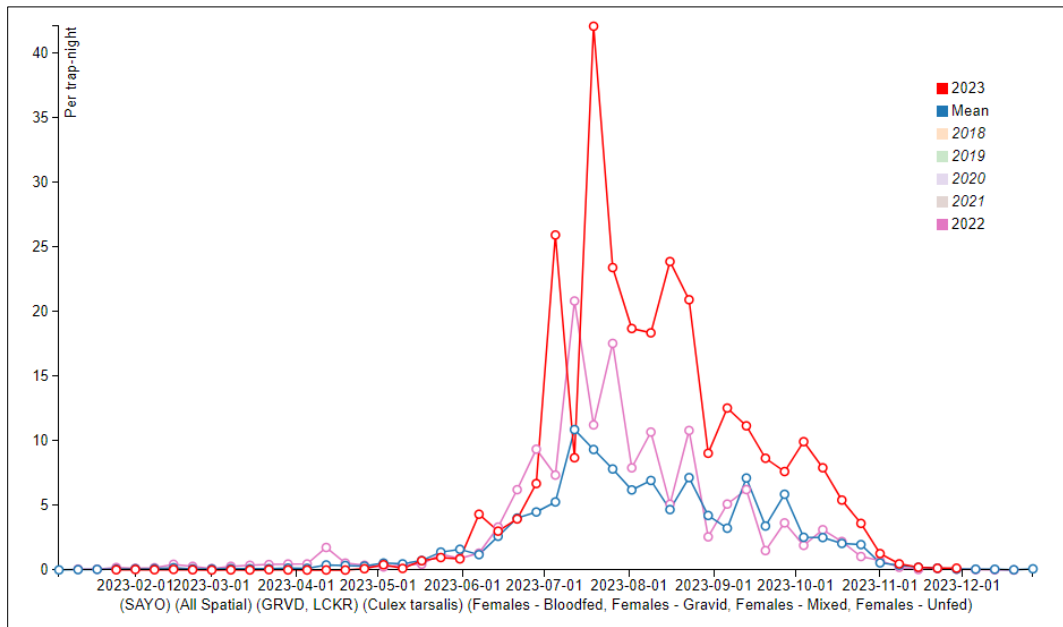
LABORATORY Monthly Report December 2023 Board Meeting

Insectary:

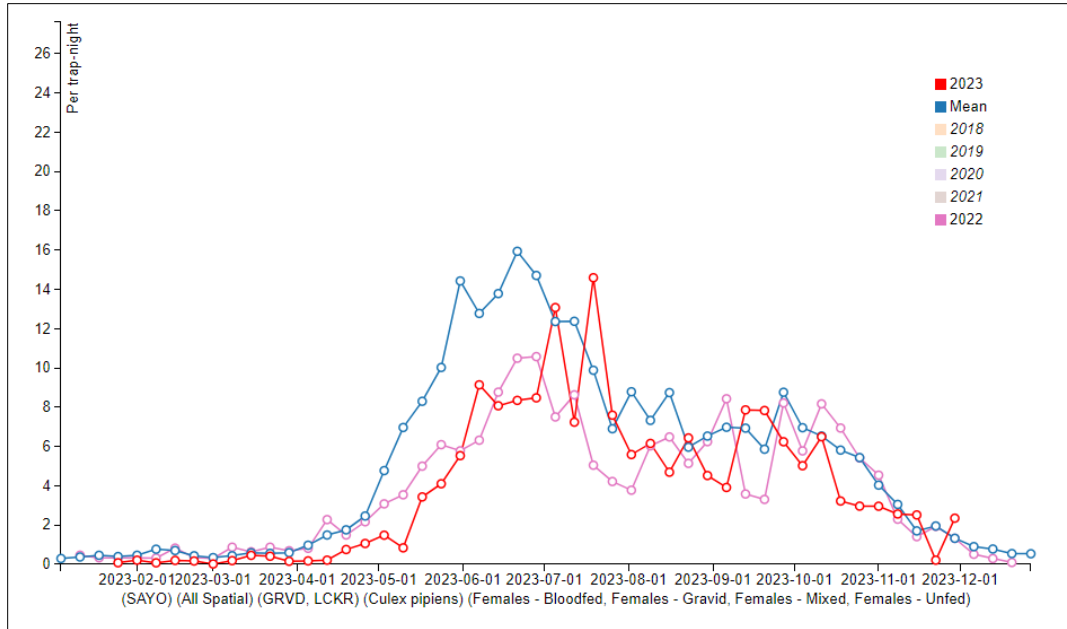
Species	Name	Origin	Resistance Status
<i>Culex tarsalis</i>	KNWR	Kern National Wildlife Refuge (2009)	susceptible
<i>Culex quinquefasciatus</i>	CQ1	Merced, CA (1950s)	susceptible
<i>Culex pipiens</i>	WCP	Woodland, CA (2017)	resistant: pyrethrins/pyrethroids, methoprene, and spinosad
<i>Culex tarsalis</i>	VFCT	Vic Fazio Yolo Wildlife Area (2020)	resistant: pyrethrins/pyrethroids
<i>Aedes sierrensis</i>		Sonoma County (2016)	susceptible

2023 Surveillance update through 12/4/2023

Weekly mosquito collections – The following graphs show overall *Culex tarsalis* and *Culex pipiens* abundance from gravid traps and locker traps placed in permanent locations throughout Sacramento and Yolo Counties.

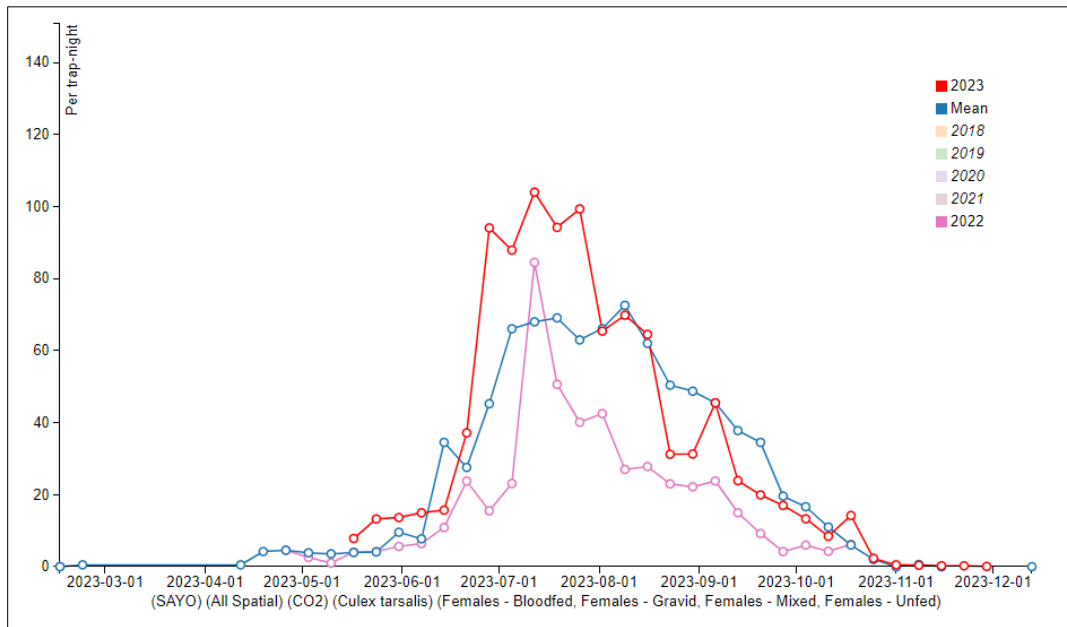


Weekly *Culex tarsalis* abundance traps in locker and gravid traps.

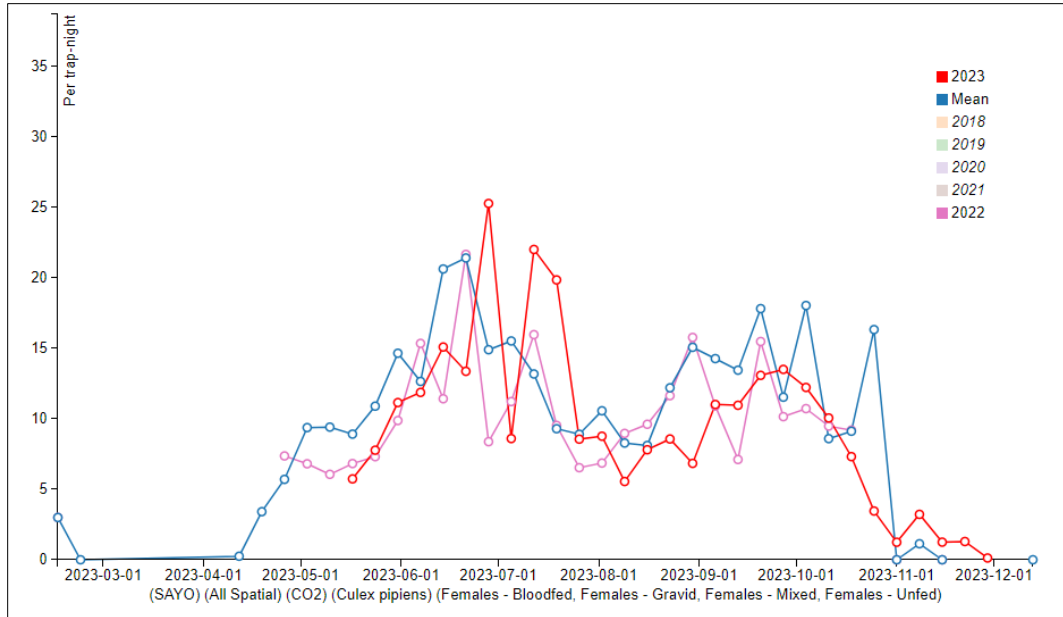


Weekly *Culex pipiens* abundance traps in locker and gravid traps.

Encephalitis Vector Surveillance (EVS) – The majority of the EVS program was concluded for the season at the end of October. In response to Sanit Louis encephalitis virus (SLEV) human cases reported in Woodland and Isleton the District continued EVS trapping in these areas through November. Overall trap counts were low and all mosquito samples tested negative for West Nile virus (WNV), SLEV, and western equine encephalitis virus.



Female *Culex tarsalis* collected in EVS traps



Female *Culex pipiens* collected in EVS traps

Dead bird surveillance – The dead bird program will resume in April 2024

Sentinel chickens – The sentinel chicken program is completed for the year and will resume in April 2024.

Rice surveillance – Counter traps have been collected from the rice fields. Surveillance will resume in May 2024.

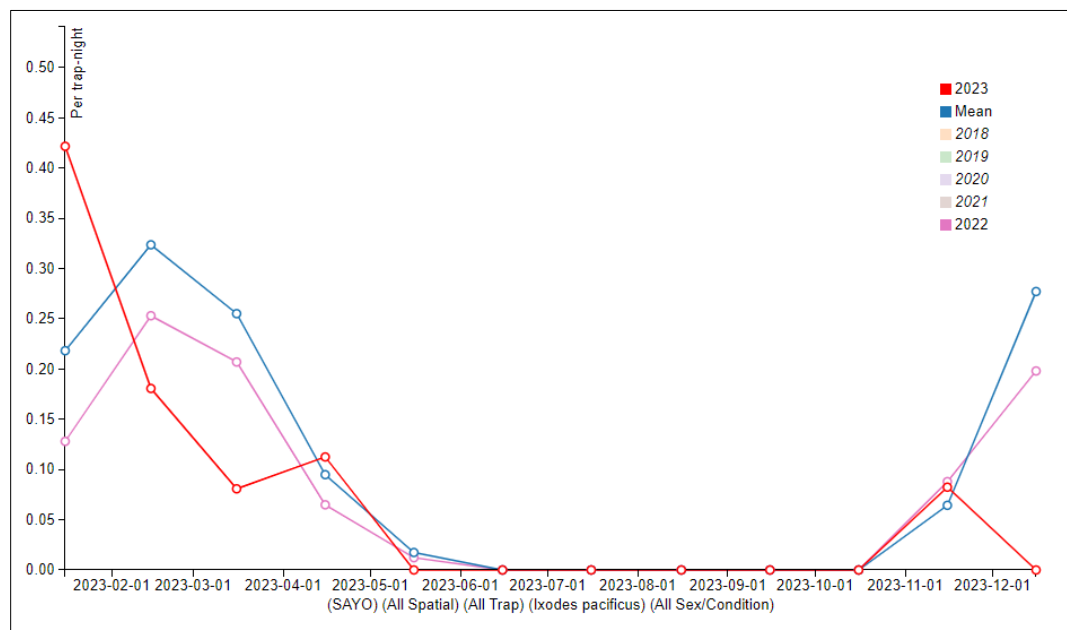
Human disease response surveillance – As of 12/1/2023 there were 34 confirmed human cases of WNV in Sacramento County, and 25 cases in Yolo County. In addition each county had a single human case of SLEV. During October and November two human cases of malaria were investigated in Yolo County, no infected mosquitoes were detected.

Tick surveillance – Tick flagging started in November and all 20 permanent sites were flagged. Sites were selected based on land use and habitat. *Ixodes pacificus* were collected from 14 of the sites sampled. All *Ixodes pacificus* collections were separated by sex, collected in pools up to five ticks, and tested for *Borrelia burgdorferi*, the causative agent of Lyme disease. The following table shows the November collections for *Ixodes pacificus* and test results for *Borrelia burgdorferi*. The figure shows the overall monthly collection trends for *Ixodes pacificus* in Sacramento and Yolo Counties.

November 2023

Ixodes pacificus collection and testing for *Borrelia burgdorferi*

Location	Total collected	Total pools	Positive pools
Ancil Hoffman			
Negro Bar	3	1	
Cache Creek-Campground	2	1	
Cache Creek-Blue Ridge Trail			
Camp Haswell			
East Lake Natoma	4	2	
Folsom Zoo	2	2	
Gold Lake Drive	1	1	
Hinkle Creek			
Lower Sunrise	6	2	1
Mississippi Bar	1	1	
Nimbus Overlook	7	3	
Putah Creek-Fishing Access #1			
Putah Creek-Fishing Access #3	8	2	
Sailor Bar	1	1	
Sacramento Bar/ Bannister	6	2	1
Snipes-Pershing Park	6	2	
Upper Sunrise	29	7	
Willow Creek- Humbug			
Willow Creek	55	12	2



Total number of *Ixodes pacificus* collected across all sampling locations; December collections are not complete, and flagging was not performed June – October.

***Aedes aegypti* trapping effort in Sacramento and Yolo Counties** – Surveillance for *Aedes aegypti* and *Aedes albopictus* is wrapping up for 2023. *Aedes albopictus* was last detected on 8/31/2023 and *Aedes aegypti* was last collected on 11/28/2023. The following table shows the cumulative 2023 trapping effort and detections of *Aedes aegypti* and *Aedes albopictus* in Sacramento and Yolo Counties. David Smith, the Invasive *Aedes* Crew Supervisor, will give his annual update to the board at the January board meeting.

City	County	Trap nights	Total males and females collected	
			<i>Aedes aegypti</i>	<i>Aedes albopictus</i>
Antelope	Sacramento	8		
Carmichael	Sacramento	86	2	36
Citrus Heights	Sacramento	93		
Elk Grove	Sacramento	115	60	
Elverta	Sacramento	7		
Fair Oaks	Sacramento	33		
Folsom	Sacramento	70		
Galt	Sacramento	56		
Gold River	Sacramento	8		
Mather	Sacramento	2		
North Highlands	Sacramento	7		
Orangevale	Sacramento	27	2	
Rancho Cordova	Sacramento	53	1	
Rancho Murieta	Sacramento	71	19	
Rio Linda	Sacramento	34	2	
Sacramento	Sacramento	1149	2235	22
Sloughhouse	Sacramento	3	9	
Davis	Yolo	46		
West Sacramento	Yolo	102	191	
Winters	Yolo	249	151	
Woodland	Yolo	54		

The California Arbovirus Surveillance Bulletin #33 Week 48 Friday, December 1, 2023

2022 & 2023 YTD West Nile Virus Comparisons		
	2022	2023
Total No. Dead Bird Reports	4,802	6,609
No. Positive Counties	33	42
No. Human Cases	148	343
No. Positive Dead Birds / No. Tested	186 / 1,266	849 / 1,953
No. Positive Mosquito Pools / No. Tested	3,165 / 40,446	4,512 / 52,375
No. Seroconversions / No. Tested	145 / 5,229	187 / 3,704

YTD WNV Activity by Element and County, 2023					
County	Humans*	Horses	Dead Birds	Mosquito Pools	Sentinel Chickens
Alameda	1		78	15	4
Butte	18	1	2	69	33
Calaveras	1				3
Colusa	1		2	2	2
Contra Costa	8		95	26	11
El Dorado	3		4		
Fresno	18	2	1	232	
Glenn	4			1	
Imperial	1			3	
Inyo				2	
Kern	15	2		107	
Kings	9	1		70	
Lake	5		8	26	
Los Angeles	39		44	576	30
Madera	9	1	1	207	
Marin			2		
Merced	8	2		43	22
Monterey	1				
Napa		1	4	7	
Nevada	1		1		2
Orange	5	1	2	215	
Placer	6	1	43	177	
Riverside	17	3	69	182	
Sacramento	34	3	196	342	8
San Benito			1		6
San Bernardino	23	2	11	158	
San Diego			9	1	
San Joaquin	14	2	20	607	
San Luis Obispo	2	2	1		
San Mateo	2	1	14		
Santa Clara	1	1	117	18	
Shasta	6		2	151	5
Siskiyou		1			
Solano	6		18	24	11
Sonoma	1		16	6	
Stanislaus	32	2	6	293	
Sutter	7		6	66	19
Tehama					4
Tulare	14	1	5	566	10
Ventura	1		4		
Yolo	25		67	294	10
Yuba	5	1		26	7
Totals	343	31	849	4,512	187

*Asymptomatic human infections are not included.

YTD SLEV Activity by Element and County, 2023			
County	Humans	Mosquito Pools	Sentinel Chickens
Fresno	3	160	
Imperial		3	
Inyo		1	
Kern	2	75	
Kings	1	44	
Los Angeles	1		
Madera		47	
Marin	1		
Merced		12	
Napa		1	
Placer		1	
Riverside	1	118	
Sacramento	1		
San Joaquin		9	
Shasta		3	1
Stanislaus	5	23	
Tulare		228	
Yolo	1	3	
Totals	16	728	1

ECOLOGICAL MANAGEMENT DEPARTMENT

November/December 2023 Board Update

Ecological Management Projects

Mahon Pastures (Elk Grove)

The Mahon Water Management Project is a 23 ac. irrigated pasture located in the rural agricultural area south of Elk Grove. This project consisted of an existing pasture drain inundated with hoofprints from cattle (pugging) caused by irrigating the pasture while the livestock are present. These hoofprints hinder the flow of water and allow little pockets of water that are conducive for mosquito breeding, thus creating a 2.92 ac. mosquito breeding site in close proximity to populated areas. Ecological Management staff reset the existing culvert to grade and re-excavated an 1,197' drainage ditch that eliminated the pugging and will reduce the standing water in the pastures. Staff installed livestock crossings across the drain (provided by the landowner) for the livestock to use instead of crossing through the ditch which will allow irrigated waters to flow as intended. Staff made BMP recommendations to the landowner advising to relocate the livestock to adjacent pastures prior to irrigations to prevent future pugging.



Welch Property (Wilton)

This vegetation control project consists of an 1469' overgrown drainage ditch that is used to convey excess effluent from the Tsar Nicoulai Caviar Farm in Wilton, Ca. The drain is overgrown with Himalayan blackberries, willows, and cottonwood trees. Historically, staff have treated the drain with residual granular products as the emergent vegetation was too dense for liquid larvicides to be effective. Staff utilized the track loader with the brush cutting attachment to expose the drain and provided a walking/driving path next to the drain. This project will reduce the amount of residual products applied and will allow Control Operations staff to be more efficient while controlling mosquito populations via power sprayers with less expensive liquid larvicides.



Before



After

[Click to view Track Loader in Action](#)

Fall Flooding

The 2023 Fall Flooding program has ended and the waterfowl season is well underway. Prior to October 1st, staff recorded a total of 8319.7 acres flooded. 820.5 acres of federal property (Stone Lakes, Cosumnes River Preserve) 2432.14 acres of state property (Yolo Wildlife Area) and 5067.06 acres of private waterfowl clubs (7 private clubs).

In 2023, staff treated a total of 8861.7 acres of wetland habitat by utilizing fixed wing aircraft, drones and Argos. The total acreages this season decreased by approximately 700 acres in comparison to the 2022 season. It is surmised that the lack of water due to late rice planting and mechanical issues with the California Department of Fish and Wildlife (CDFW) lift pumps did not allow sufficient water in the delivery ditches to allow wetland managers to flood their fields prior to October 1st. All Fall Flooding Program cost sharing invoices have been sent out and the District is currently awaiting payments.



Before Pic 9/22/23



Images Provided by M.Scholl & R.Rosas

After Pic 9/29/23

[Click to view Fall Flooding Video](#)

[Click to see Argo Treatment](#)

Cemeteries

In 2023, Laboratory and Ecological Management staff conducted a trial assessing the efficacy of a chemical treatment with the active ingredient Pyriproxyfen in cemetery vases. While additional trials will be conducted below are the results of the 2023 study.

Sumilarv cemetery vase trial 2023

Mario Novelo, Kevin Combo, Whitney Clack

Purpose

To assess Sumilarv 0.5G efficacy to provide continuous mosquito control in cemetery vases.

Background

The Sacramento and Yolo counties have an estimated 247,000 in-ground cemetery vases in over 37 cemeteries. Standing water in vases create prime breeding sites for mosquitoes which can transmit West Nile Virus and other vector-borne diseases. The Sacramento-Yolo Mosquito and Vector Control District routinely treats these cryptic sources with a variety of water absorbent products (polymer crystals) and larvicides, including Sumilarv 0.5G, an insect growth regulator that contains pyriproxyfen, a juvenile hormone analog that prevents mosquito larvae from developing to adulthood.

One of the main constraints with treating cemetery vases is that they tend to be routinely emptied from their contents, including water and larvicide, but they are immediately refilled by rain or the cemetery sprinkler systems, requiring constant treatment.

Objective

For this project we aim to test the efficacy of Sumilarv 0.5G in treating cemetery vases. Our rationale is that Sumilarv 0.5G might be able to impregnate the vase material providing constant larval control even after they have been emptied and refilled.

Materials and Methods

- Cemetery vases of three different materials, *plastic, zinc and metal*
- Mesh and rubber bands
- Sumilarv 0.5G in water soluble packages
- Distilled water
- Transfer pipettes or screen scoop
- Larval food

For this trial we tested three different vase types that are most commonly found in the Sacramento and Yolo cemeteries, which include; galvanized steel, zinc and plastic. We set up three different treatments with all 3 vase types which included; vases with constant water and product, vases initially treated, emptied, and then refilled with distilled water once a week and a control with no product. Each treatment was set with three replicates per vase type and 20, 3rd instar CQ1 larvae were added to assess emergence inhibition. We carried out the experiment for seven weeks, adding larvae on a weekly basis for the duration of the trial.

Results

For both zinc and plastic vases treated with and without constant water, we observed 100% emergence inhibition each week for the duration of the trial. However for the metal vase, although we observed 100% emergence inhibition with and without constant water, we also observed mortality in our control therefore we will repeat the experiment to address the issue.

Overall, our study indicates that treating the vases one time provides continuous control even when the water is removed.

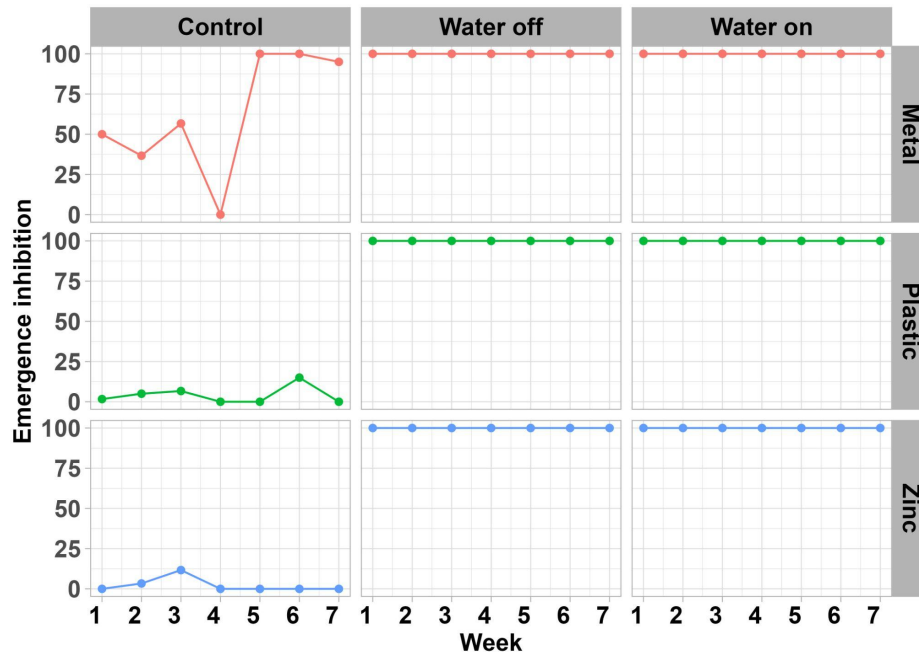


Figure 1. Emergence inhibition percentage by treatment and vase type. Each dot represents the average of three replicates. Total number of mosquitoes per replicate was 20 larvae.

BIOLOGICAL CONTROL
Monthly Report for December 2023 Board Meeting

In November, the Fisheries Department completed stocking of our fall flood-up sources. Fisheries technicians stocked 846 pounds of mosquitofish from October 1st through November 5th, covering 2,595 acres. To date, we've distributed a total of 3,437 pounds of mosquitofish, covering 15,741 acres in total. During this period, the department completed restocking the netted ponds, and these fish will overwinter before being redistributed to our open grow-out ponds in the spring. The district also entered into an agreement with a fencing company that is completing work on installing fencing around two more of our ponds. This will increase the overall holding capacity for fish throughout the winter. Fisheries staff will now begin the installation of new netting over these ponds. In addition to these efforts, the district interviewed candidates for a full-time position and hired a technician who joined the department on November 1st. Daily activities such as water quality testing and tank cleaning are continued to maintain high-quality fish. Weed removal and general maintenance were also performed.

Log of Treatment Applied for November

<u>Material</u>	<u>AMT</u>	<u>Area Treated</u>	<u>Treatments</u>
Mosquitofish (<i>Gambusia affinis</i>)	100.3 lbs	502.667 Acres	20
Guppies (<i>Poecilia reticulata</i>)	0 lbs	0 Acres	0

Log of Treatment Applied for the year 2023

<u>Material</u>	<u>AMT</u>	<u>Area Treated</u>	<u>Treatments</u>
Mosquitofish	3437.67 lbs	15741.2 Acres	2887
Guppies	.555 lbs	.037 Acres	7

Fisheries Budget

<u>Total</u>	<u>Spent</u>	<u>Remaining</u>	<u>% Spent</u>
41,000.00	12,528.84	28,471.16	31%

Pictures of new fencing during and after installation.



CONTROL OPERATIONS

Monthly Report for December 2023 Board Meeting

Culex and West Nile Virus (WNV) Control

Lower evening and daytime temperatures have slowed overall mosquito activity throughout the District. Larger fall flooded ponds, re-flooded rice fields, and other fall sources were treated in October and November. Service requests have dwindled but crews will respond as they are turned in as we move into 2024. Crews have started on annual source brush projects and District maintenance and construction projects.

Aerial Applications

UAS treatments ended the mosquito season with a total of 3,481 acres treated. The total acreages were down from last year due to the delay in the rice season and less areas flooded early for fall habitat.

Yellow Jacket Control

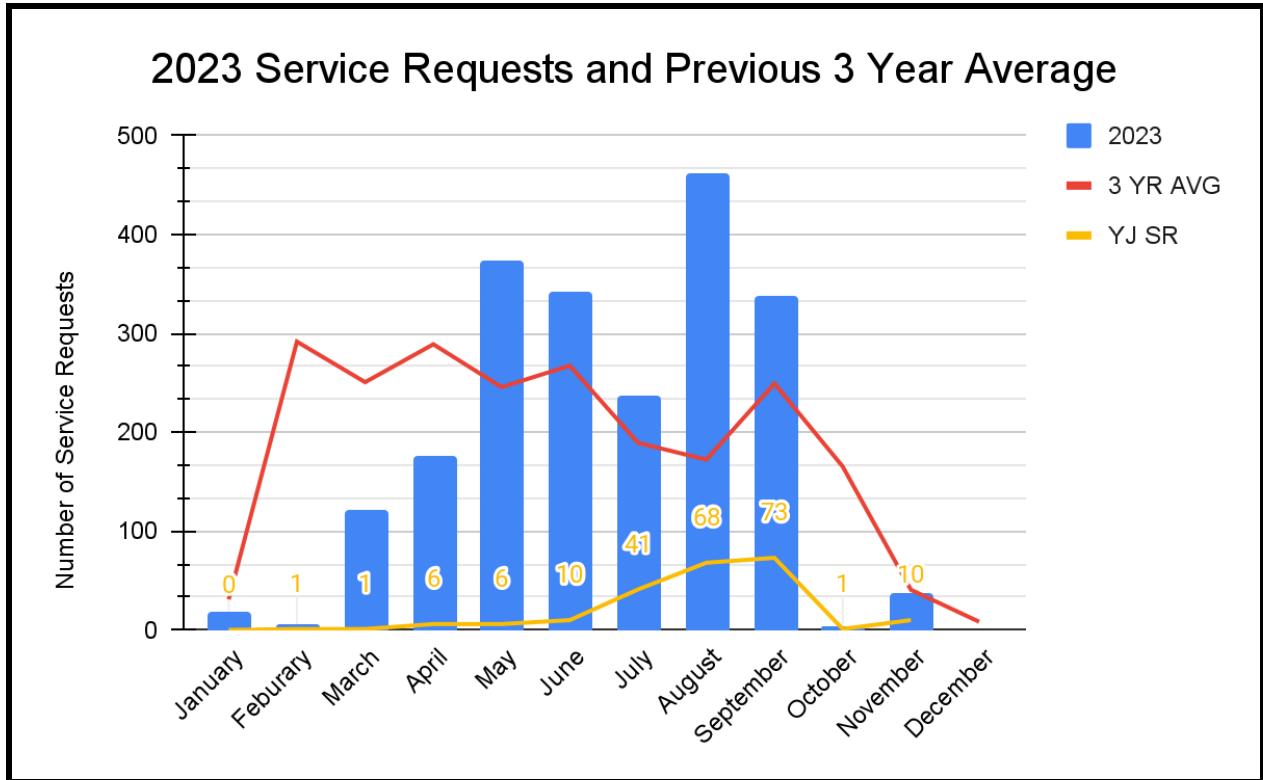
Sacramento Control Operations continued treating high population areas of yellow jackets around residential homes and trails. A handful of nests were found as late as December.

Invasive Aedes Control

Invasive Aedes continue to be found into December. No new areas were detected in the later fall months; however small adult numbers were detected in locally placed traps through the month of November. The Aedes crew continued to treat backyards as adults were found. Current temperatures have now dropped low enough in December to prevent detections in the known areas.

Trainings and Continued Education

Training modules for continued education of the Certified Vector Control Technicians licensing are being prepared for staff to begin in late December. Annual District pesticide and workplace safety training is being developed for a March 2024 training date.



Larvicide Applications thru November 30 th				
Locations/Roles	2023		2022	
	Treatments	Acres	Treatments	Acres
Sacramento County	4538	15,230.91	7,302	15893
Sac County Aerial		28,312	25	19766
Sac County Drone Treatments	19	1,889.36	43	2,104
Yolo County	1585	3,587.31	1,387	5709
Yolo County Aerial		140,044.5	50	78,173
Yolo County Drone Treatments	20	1772.37	20	2,415
CB Treated	122,620	--	97,326	--
CB Inspected -not treated	124,309	--	160,571	--

Aerial Adulticide Summary thru November 30th				
	<u>2023</u>		<u>2022</u>	
<u>County</u>	<u># Applications</u>	<u>Acres</u>	<u># Applications</u>	<u>Acres</u>
Sacramento Ag	17	119,219	24	167,464
Sacramento Urban	0	0	0	0
Yolo Ag	89	589,488	58	351,786
Yolo Urban	4	46,584	0	0

Totals

Adulticide Summary through November 30, 2023

Compared to: 2022

Contract Acres (our portion) =	530,000	530,000
Acres used =	725,026	519,250
Acres remaining =	(-195,026)	(70,240)
% Acres used =	136%	98%
% Acres remaining =	0%	2%

San Joaquin County MVCD has used 239,266 acres of their 190,000 acre contract commitment.

Placer MVCD has used 125,801 acres of their 100,000 acre commitment.

Turlock MAD has used 201,610 acres of their 180,000 acre commitment.

Merced MAD had used 88,218 acres of their 75,000 acre commitment.

PUBLIC INFORMATION AND EDUCATION
Monthly Report for the December 2023 Board Meeting

School Program:

In an effort to grow our school program, we are continuing our partnership with Red Shoe Productions and our Fight the Bite “What Bugs You?” school assemblies that serve to educate and inform the kids on our Be a Mosquito Buster program. Currently school assemblies are being scheduled to begin in January 2024.

Presentations:

Two presentations were recently offered; the first to the Laguna Sunrise Rotary Club where we were able to provide West Nile virus and invasive mosquitoes information specific to the Elk Grove area. The second presentation was given to the UC Davis Entomology Club as part of a career exploration series of talks. Students were excited to learn about the various career paths relating to entomology, biology and general mosquito control. As a UCD graduate I discussed my own career path as a communications professional and various other positions available in a mosquito control setting. Students were engaged, had many thoughtful questions and enjoyed the presentation.

Events:

We have started getting information for upcoming community events in 2024. We are starting to review these as well as put together a list of tentative events we will attend. The first two events being considered are the Galt Bird Festival on February 3rd

Advertising:

While it is still very early in the planning stages for the 2024 advertising season, I am currently talking to account executives and media representatives to begin looking at various options for the advertising campaign next year and changes that will be implemented to the campaign especially as a result of the ongoing detections of invasive mosquitoes later in the season.

Materials and Annual Report

In preparation for the upcoming season we are currently taking note of all items to be re-stocked and placing these orders. In addition, individual department supervisors will soon begin working on their annual report summaries and selecting photos for their sections as part of the 2023 annual report.

MVCAC Public Relations Committee

As part of the PR Committee standing charges, we have continued to work on invasive *Aedes* materials, a social media and editorial calendar of timely topics, updates to the MVCAC website to streamline information and ensure members can navigate it easily. In addition, we are working closely with the Legislative committee providing support with training and Leg Day activities.

Sacramento-Yolo Mosquito and Vector Control District

December 19, 2023 Board Meeting

4. Board Review and Consideration for Tree Trimming Contractor at the Bond Road Facility

Staff Report

The District facility in Elk Grove has a number of trees that overhang the street and sidewalk on Bond Road. The branches are a potential hazard and need to be trimmed so that they do not fall on the sidewalk or street creating a liability for the District.

The District has received quotes from three vendors and are included for your review.

A summary of the quotes are as follows:

Fallen Leaf Tree Service \$34,240

Davey Tree Service \$55,900

Elk Grove tree Service \$64,000

All vendors were asked to provide quotes using prevailing wage. The District has checked their licenses to make sure that they are all current and in good standing.

The District would like to proceed with Fallen Leaf Tree Service to prune and/or remove the trees as highlighted in their quote. They came in as the low bidder and are accredited by the Better Business Bureau. The District will work with Counsel on signing the appropriate contract.

Recommendation:

Approve the quote with Fallen Leaf Tree Service to prune the trees at the Elk Grove Facility not to exceed \$40,000.



FallenLeaf

Fallen Leaf Tree

Sacramento - Yolo Mosquito &
Vector Control
8631 Bond Rd
Elk Grove, CA 95624

(916) 405-2085
thecolley@fightthebi
te.net

ESTIMATE

ESTIMATE	#12924
ESTIMATE DATE	Dec 5, 2023
TOTAL	\$34,240.00

CONTACT US

2900 Heinz St
Sacramento, CA 95826

(916) 447-8733
admin@fallenleaftree.com

Service completed by: Amy
Beeler, Gabe
Beeler

Services	qty	unit price	amount
Prune, Remove, adjust soil grade on (4) Oaks See detail below and attached report	1.0	\$23,040.00	\$23,040.00
Remove Trees as noted on the attached maps Take all wood and clean debris inside the work zone. The stump shall be left as close to grade as the chainsaw handle allows. stump grinding is itemized separately from this line item and performed by separate technicians normally within 2-10 days Fallen Leaf is the only company that recycles 100% of all woody shrubs and trees! ask about free firewood, free woodchip mulch, or urban lumber. you may also have your tree milled and delivered to your specifications.	1.0	\$0.00	\$0.00
Crown Clean/Thin - Trees as noted on maps Selectively thin the ends of long branches to reduce end weight, and prune dead, dying, and diseased branches to branch collars 3/4" and larger. repair breakage or any improper cuts, and establish interior canopy through water sprout management and suppression. establish apical control and reduce all hazards	1.0	\$0.00	\$0.00
PHC - Root Crown Excavation (RCE)	1.0	\$0.00	\$0.00

Excavate around the root flare at the base of the tree to adjust soil grade

* Customers' responsibilities are to water for three days 2-3 feet from the base of the trunk and allow to dry for one day we will show up on the fifth day

Fallen Leaf Tree 794124

<http://www.fallenleaftree.com>

1 of 1

Install cable system - trees as noted on the map, final pricing to be
10.0 \$400.00 \$4,000.00

determined when all cables/braces are installed

To reduce hazards or potential limb loss the appropriate anchor normally an eye lag is drilled into solid wood then a thimble and pre-formed grip is used to secure extra high strength cable cut to custom length. This aid the tree under wind load to move in unison reducing dynamic sway on any one individual branch

PHC-Stump Grindin \$31600.00 \$3,600.0

Unless otherwise noted, stump grinding is to include back-file of grindings to be left on site. When stump grinding, we are not responsible for damage to buried lines, sprinkler pipes, ETC. that have not been clearly marked by property owner. Grinding up to 2" or what is accessible. Scheduled and billed separately from tree work.

Treatment for Pathogens* 1 .0 \$3,600.00 \$3,600.00

Soil drench or foliar application of fungicide or bactericide with a proprietary blend of beneficial bacteria depending on specific issues with the trees and current weather.

*This is an estimate to help protect the remaining stand after pruning and identification of pathogens and is for informational purposes until a specific diagnosis can be determined

Services subtotal: \$84,240.00

Subtotal \$34,240.00

Total \$34,240.00

Payment is due upon completion of work.

Thank you for shopping local and supporting small business!

We appreciate your feedback, please call the office (916) 447-8733 you have questions or concerns and please feel free to share your experience on Google.

DAVEYZ

The Davey Tree Expert
Company
3009 1/2 C St
Sacramento, CA 95816-
3326

Phone: (916) 443-5500
Fax: (916) 443-6200
http://www.fallen}eafree.coai



Pimen Solutions for a (howing WottclEmail: Mathew.Morgan@davey.com
CA Contractor Lic 694001

Client	8/17/2023
Sacramento-Yolo Mosquito & Vector Steven Ramos 8631 Bond Rd Elk Grove, CA 95624-1477	Proposal 20017348-1679060335 Account 4: Home: (91 6) 405-2072 Email: sramos@fightthebite.net

CONTRACT FOR MATERIALS AND SERVICES
YOU ARE ENTITLED TO A COMPLETED COPY OF THIS CONTRACT,
SIGNED BY BOTH YOU AND US (THE CONTRACTOR), BEFORE ANY WORK
MAY BE STARTED

Tree Care	Service Period	Price	Tax	Total
<input checked="" type="checkbox"/> Tree Pruning		\$55,900.00		\$55,900.00
PRUNE ALL ROW OF TREES ALONG BOND RD TO MEET ISA STANDARDS -THIN BY ABUT 25% -REMOVE DEADWOOD -REDUCE ENDWEIGHT AS NEEDED -INCLUDES ROAD CLOSURES AS NEEDED -PREVAILING WAGE DETERMINATIONS				
CLEAN UP AND HAUL ALL DEBRIS				
Total of All Services		\$55,900.00	\$0.00	\$55,900.00

Yes, please schedule the services marked above.

Deposit payment options we accept are check or credit card

\$ Deposit Required / \$ Deposit Received To pay by check mail to To pay by credit card call

Deposit cannot exceed 10% or \$1 ,000, whichever is less. The Davey C Tree St Expert
Company (916) 443-5500 Upon completion of work please charge balance to credit card



Yes No goog 1/2

Sacramento, CA 95816-3326

ACCEPTANCE OF PROPOSAL: The above prices and conditions are hereby accepted. You are authorized to do this work as specified. I am familiar with and agree to the terms and conditions appended to this form. All deletions have been noted. I understand that once accepted, this proposal constitutes a binding contract. This proposal may be withdrawn if not accepted within 30 days.

My signature below signifies my understanding that the contractor has given me "Notice of a Three-Day Right to Cancel".

Matt Morgan

Matt Morgan
CA Applicator Certified # 133448
CA Applicator Certified # 133448
ISA Certified Arborist
WE-8799AT Cert TreeCare
Safety Prof 02220 Tree
Risk Assessor Qual.
ISA CTW Climber Speclist WE-8799AT

Authorization

Date

Ship To:

Sacramento Yolo Mosquito and Vector
 Control District - 916907-3126
 Attn: sramos@fightthebite.net
 8631 Bond Rd
 Elk Grove, 95624

Sacramento Yolo Mosquito and Vector
 Control District - 916997-3126
 Attn: sramos@fightthebite , net
 8631 Bond Rd
 Elk Grove, CA 95624

PO Number	Terms	

QTY	Description	Rate	Amount
	10 LARGE 500-400 DRAIN COVERS		
	10 LARGE 400-300 DRAIN COVERS		
	10 LARGE 300-200 DRAIN COVERS		
	10 LARGE 200-100 DRAIN COVERS		
	10 LARGE 100-50 DRAIN COVERS		
	10 LARGE 50-25 DRAIN COVERS		
	10 LARGE 25-12 DRAIN COVERS		
	10 LARGE 12-6 DRAIN COVERS		
	10 LARGE 6-3 DRAIN COVERS		
	10 LARGE 3-1.5 DRAIN COVERS		
	10 LARGE 1.5-0.75 DRAIN COVERS		
	10 LARGE 0.75-0.375 DRAIN COVERS		
	10 LARGE 0.375-0.1875 DRAIN COVERS		
	10 LARGE 0.1875-0.09375 DRAIN COVERS		
	10 LARGE 0.09375-0.046875 DRAIN COVERS		
	10 LARGE 0.046875-0.0234375 DRAIN COVERS		
	10 LARGE 0.0234375-0.01171875 DRAIN COVERS		
	10 LARGE 0.01171875-0.005859375 DRAIN COVERS		
	10 LARGE 0.005859375-0.0029296875 DRAIN COVERS		
	10 LARGE 0.0029296875-0.00146484375 DRAIN COVERS		
	10 LARGE 0.00146484375-0.000732421875 DRAIN COVERS		

GSTP

George Salinas Tree Preservation
 SERVING: Calaveras County, Amador
 County, Tuolum
 Orange County, Los Angeles County
 License No.- 739475

Estimate
 e

Number: E119

Date: November 09, 2023

GSTP

George Salinas Tree Preservation

SERVING: Calaveras County] Amador
County, Tuolum

Orange County, Los Angeles County

PO Number	Terms	Project	
Date	Description		Amount
	CLEAN AND HAUL AWAY ALL DEBRIS GENERATED BY OUR OPERATION.		64,000 . 00
	Rate		
	Total		
			\$64, 000 . 00

License No,- 739475 *916-385-1850

Sacramento Yolo Mosquito and Vector
Control District - 916999-312 6
Attn: sramos@fi.ghthebite . net
8631 Bond Rd
Elk Grove, CA 95624

Sacramento Yolo Mosquito and Vector
Control District 916997-3126
Attn: sramos@fightthebite . net
8631 Bond Rd
Elk Grove, CA 95624

Estimate

Number: E119

Date:November 09, 2023

Sacramento-Yolo Mosquito and Vector Control District

December 19, 2023 Board Meeting

5. Board Review and Consideration for Renovation of Front Office

Staff Report

The District facility in Elk Grove has expanded personnel, and specifically the front office staff. Office space is becoming a premium and a better use of the front entryway seems ideal to address the space issues. Staff has investigated a more efficient use of space in the front entryway to include the construction of offices and a remodel for staff.

The District has received quotes from three vendors and are included for your review. A summary of the quotes are as follows:

Remodel Interiors	\$174,800
Flipspace	\$247,676
Romco Architectural Construction Inc	\$462,420

All vendors were asked to provide quotes using prevailing wage. The District has checked their licenses to make sure that they are all current and in good standing.

The District would like to proceed with Flipspace as highlighted in their quote. They came in as the mid bidder and have many local projects that we were able to review. In addition, they are accredited by the Better Business Bureau. The District will work with Counsel on signing the appropriate contract.

Recommendation:

Authorize the Manager to enter into a contract with Flipspace to begin the front office remodel with an amount not to exceed \$300,000.



WORK ESTIMATE

REMODEL INTERIORS

General Contractor B

CA Lic # 1071493

2121 Natomas Crossing Dr., Ste. 200-364
Sacramento, CA 95834

tony@remodelinteriors.com

C: (530) 979-4299

Date Oct 3rd, 2023
To Sacramento-Yolo Mosquito & Vector Control District
Attention Mr. Steve Ramos | Mr. Tony Hedley
Address 8631 Bond Rd, Elk Grove, CA 95624
Subject Office space Remodel
Estimate YC061923C
Email Sramos@FIGHTtheBITE.net | thedley@FIGHTtheBITE.net

Dear Steve and Tony,

In follow up to our today earlier meeting and discussions, please find below our revised estimate, reflecting our discussions, as per below scope of work:

Item Description	Qty	Price
Modular office room with doors create 5X rooms as per approved design and plans. Rooms will have approx. size of Approx. W:10 FT X D :8.5 FT x H: 8FT	1	\$69,500.00
Supply and install cable management tube from ceiling to get IT and Electrical outlets to working rooms approx. total of 20x outlets and 8x Cat 5	1	\$16,000.00
Supply and install rectangular linear suspended LED lights as per approved design 10X LED suspended lights	1	\$7,500.00
Supply and installation of Office Loose furniture L SHAPE Desks office chair visitor chair Mid Height storage cabinet total of 5xsets	1	\$50,850.00
Wall and ceiling Interior paint Entrance area location only	1	\$7,500.00
Supply and framing new door from side entrance to storage room	1	\$3,950.00
Flooring & Baseboards		
Supply and Installation of Office ON TREND carpet tiles to be installed on top of existing flooring Size - 24" x 24" Face Weight - 32 oz/sq yd Thickness - 1/4" Weight - ~.25 Lbs./ Tile Approx. 1500 sq ft Vinyl Roll Baseboards for same area	1	\$19,500.00
Total for All the Above		\$174,800.00

Price for the Above Scope of work:

- Total price as per the above scope of work: **\$174,800.00**

Only One Hundred Seventy-four thousand and Eight Hundred US Dollars.

TN

Payment Terms:

- 20% upon approval and award.
- 25% upon completion of flooring work
- 25% upon delivery of Modular and Furniture to end user location.
- 20% upon installation completion of all Modular and loose furniture
- 10% upon final hand over

Completion terms:

- 8 to 10 Weeks from start date

Please note the below:

- If any additional work is requested or needed, both parties need to approve time and cost estimate.
- Hidden or pre-existing conditions may encounter during the project. If additional charges apply, you can make an informed decision on how to proceed.
- Work will start within one week to 20 days from day of approval.
- Client is Responsible for Permits pull out in case required.
- Client has the right of cancelation anytime within 3 days from date of this estimate approval.
- Above estimate is valid for 15 days on

Installation Protocol:

- Remodel Interiors will work with you to schedule installation dates and install the project according to the project scope and drawings.
- Installers may encounter hidden or pre-existing conditions during the project. If any additional charges may apply, you can make an informed decision on how to proceed.
- Every effort will be made to contain dust, but it will inevitably spread. Keep vents closed and change your HVAC air filter before, during and after the project is completed.

Best Practices:

- Remove the contents of your existing cabinets and drawers, clear countertops and turn off furnace prior to the installation.
- Remove all antiques, breakables (lamps, vases, mirrors, wall hangings, etc..) and other valuables from the area.
- While your kitchen is out of commission, you will need to temporarily establish new meal routines. Consider relocating the microwaves, refrigerators, and small portable appliances (toasters, can openers, etc..) to another room or make other eating arrangements.
- For Safety Sake, please keep children and pets out of the work area.
- Be prepared for unforeseen issues. You may encounter wiring in soffits, etc.

Hoping the above meets your requirements.

Tony Naddaf
Owner

Client Approval



Remodel Interiors
530-979-4299



Tony Hedley <thedley@fightthebite.net>

Fwd: FlipSpaces Follow Up

1 message

Steve Ramos <sramos@fightthebite.net>
To: Tony Hedley <thedley@fightthebite.net>

Mon, Nov 20, 2023 at 11:49 AM

----- Forwarded message -----

From: Mayank Gaur <mayank.gaur@flipspaces.com>
Date: Mon, Nov 20, 2023 at 11:08 AM
Subject: FlipSpaces Follow Up
To: <sramos@fightthebite.net>

Hi Steven,

Greetings from Flipspaces!

It was wonderful talking to you and we look forward to working with you and transforming your future space.

I wanted to highlight a few things about us in terms of the services we offer:

- Architectural Services
- Interior Designing Services
- Customized and Modular furniture (Own manufacturing capability)
- Complete Build out

We are a turnkey solution provider and can take care of any and all the requirements you might have

In terms of designing, we have a team of 60+ designers each with an experience of >8 years. This helps us service our clients with utmost satisfaction. In terms of furniture, a factory to site model helps us beat the market prices at least by 15%.

Please find the rendered video and the executed space for Bringer Air Cargo

- [Rendered Video of the Space](#)
- [Final Video post Execution](#)

You can find a lot more on our [Youtube Channel](#). Check out our website - [Flipspaces](#)

Please find our design scope of work mentioned below:

- Understand your requirements
- Submit floor plans with furniture to optimize the same according to your request
- Layout will be made available by the client
- Does not include creating architectural drawings or permit sets for actual construction.
- Design conceptualization and presenting mood boards with themes and options for different design outputs
- Basis feedback, initiating 3D pictorial views for the area into consideration.
- Coordinate interior design details and materials for inclusion in the 3D renders. We assume the design will correlate with the inputs shared and that this is the agreed-upon design direction for moving forward.
- Submit 2 revisions as required by you, in line with the inputs submitted over the Designs created

Please find a brief summary of the costs for your reference:

Service	Metric	Lower Range	Upper Range	Lower Range (Cost) @700 Sqft	Upper Range (Cost) @700 Sqft
Architectural Fee (including MEP + FS + Structural)	/Sq.Ft	\$8	\$12	\$5,600	\$10,176
Interior Design	/Sq.Ft			\$3,000	\$3,000
Furniture & Fixtures including Wall Treatments	/Sq.Ft	\$75	\$85	\$52,500	\$59,500
Construction	/Sq.Ft	\$200	\$250	\$140,000	\$175,000
Total	/Sq.Ft	\$217	\$291	\$201,000	\$247,676

Please let me know if you have any questions. I look forward to getting good news and getting started with the project at the soonest.

Best,

Mayank

+1 917-737-3002
mayank.gaur@flipspaces.com

12/7/23, 7:47 AM

Fight The Bite Mail - Fwd: FlipSpaces Follow Up

Manager - Sales and Business Development (US)
Marketing & PR Flipspaces

www.flipspaces.com
Suite 802, 261 West 35th St. Manhattan, NY 10001



--
Steve Ramos
Sacramento Yolo Mosquito & Vector Control District



Romco Architectural Construction Inc.



Mr. Tony Hedley
8631 Bond Rd.
Elk Grove, CA 95624

RE: Proposal for office remodel.

First and foremost, thank you for the opportunity to view the above referenced property and provide you with an allowance proposal.

PROPOSED PROCESS AND PROCEDURE

1. **PLANS AND PERMITS:** Contractor will assist and overview plans development and obtain permits.
2. **DUST CONTAINMENT PROTECTION:** Contractor will take reasonable and appropriate measures to ensure that the offices are protected from dust and debris throughout the construction period. The Contractor will be responsible for the removal, and disposal of debris from the remodel as well as any fees associated with said removal and disposal.
3. **DEMO:** Contractor will remove existing following items:
 - A. R/R existing cubicles.
 - B. Ceiling soffit.
 - C. T-Bar ceiling.
 - D. Tile floor covering.
4. **INSTALATION:** Contractor will install the following materials with respect to the remodel: new walls with insulation, timely frames, doors with ADA hardware, drywall, T-Bar ceiling, floor tile and cubicles.
The Contractor will reconfigure existing fire sprinkler, HVAC ducts and electrical to accommodate the new floor layout.
5. **PAINTING:** Contractor will apply two cots of paint on new drywall and doors.

3684 Larkspur Ln
Cameron Park, CA 95682
CSLB #577805

916-247-6688
415-690-7654
roman@romconstruction.com

6. **FINAL CLEAN UP:** After completion of the remodel, Contractor will complete the final clean up in the area affected by the course of construction.


7. **MISCELLANEOUS:** All work will be completed in a reasonable and timely manner. Any unforeseen obstacles and changes will be subject to a change order. All work will be subject to inspections by AHJ.

8. **PROPOSED COST:** The total labor and material for this project is estimated at \$462,420.00

We firmly believe that the finished product will exceed your highest expectations. If you have any questions, or require further information, please do not hesitate to contact me at (916) 247-6688.

NOTE TO OWNER: This proposal is subject to Davis Bacon Law wages. Due to lack of details this proposal is based on allowances. Allowance will be adjusted when final plans are approved by Authorities Having Jurisdiction.

Romco Architectural, Inc.

 07/14/2023
Roman Mozdyniewicz

President

Sacramento-Yolo Mosquito and Vector Control District

December 19, 2023 Board Meeting

6. Board Review and Consideration of Contract with Farm Air for Aerial Larviciding Services

Staff Report:

The District's contract for aerial larvicide work expires at the end of 2023. The market for aerial larviciding work is very slim and there are not a lot of options. We have been using Farm Air for a very long time with the primary work being completed over rural/agricultural areas of Sacramento and Yolo Counties.

Farm Air has a strong history of being responsive to the District's needs and is a key factor to successfully suppressing both mosquito abundance and West Nile virus transmission in agricultural areas. In a typical year the District flies around 300 hours with Farm Air, totaling approximately \$435,000 each season.

The contract has an increase in the rate from \$1450 to \$1600 per hour. However, if we make a prepayment of \$250K, then they will lower the hourly rate to \$1520 for the life of the contract. The District made prepayments in the amount of \$200K each of the past two years.

Recommendation:

Authorize the Manager to enter into a two year contract with Farm Air and to make the prepayment amounts by the due dates for the upcoming two mosquito seasons as highlighted in the attached letter.

ATTN: Sacramento Yolo Mosquito & Vector Control Farm Air Flying Service Proposal - November 8, 2023

Farm Air is interested in renewing the Sacramento Yolo Mosquito & Vector Control Aerial Application Contract for a two-year term, effective January 1, 2024 through December 31, 2025.

Our Bid is as follows:

- Hourly larvicide rate \$1600.00
- Hourly larvicide rate is \$1520.00 if prepayment is applied to the contract
- Fuel surcharge will be: For every .10 cents above \$2.00 a gallon, a surcharge of 1% (ex: fuel= \$2.30 per gallon, 3% of \$1600.00 additional= total \$1648.00)

A 5% discount will be applied to pre-payments received by dates listed below.

- If a prepayment of \$250,000.00 is received before March 1, 2024, the hourly larvicide rate will be \$1520.00 per hour and will remain at that rate for the remainder of the calendar year.
- The same hourly rate parameters will be applied for the 2025 year if the prepayment is received by January 1, 2025.

Farm Air provides service 7 days a week from April 15th through July 1st. After the 1st of July, all Saturday work will be 25% more per hour and Sunday work will be 50% more per hour. From July 1 until the following April 15, all Saturday and Sunday work will not be performed unless approved in writing by the District.

We highly encourage getting work orders in by the end of Tuesday to allow sufficient application time. We are utilizing two AT502B aircraft now, to also help the SYMVC District complete work during the workweek.

We will continue to accept deliveries, offload and manage the delivery of all materials used by the district. We provide a secure, dedicated storage area for the product and manage and file the monthly Pesticide Use Reports. We will continue to have a successful relationship with your staff.

Farm Air would love to continue to provide successful applications with SYMVC and would appreciate your support in accepting our proposal for the 2024-2025 term, given our history and longstanding relationship.

Thank you for your time!

Justin Staas
Farm Air Flying Service, LLC
4425 W. Riego Road
Sacramento, CA 95836
916-922-9063 Office
530-301-5353 Cell