

Sacramento-Yolo
MOSQUITO & VECTOR
CONTROL DISTRICT

SEPTEMBER 16, 2025

BOARD OF TRUSTEES
REGULAR MEETING

BOARD PACKET

10:00 A.M.

8631 BOND ROAD
ELK GROVE, CA 95624

**SACRAMENTO/YOLO MOSQUITO
& VECTOR CONTROL DISTRICT
BOARD OF TRUSTEES REGULAR MEETING**

8631 Bond Road
Elk Grove, CA 95624

**AGENDA
September 16, 2025
10:00 AM**

In compliance with the Americans with Disability Act, if you are a disabled person and you need a disability-related modification or accommodation to participate in this meeting, please contact the District office at (916) 685-1022 or (916) 685-5464 (fax). Requests must be made as early as possible, and at least one-full business day before the start of the meeting.

Documents and materials relating to an open session agenda item that are provided to the SYMVCD Board less than 72 hours prior to a regular meeting will be available for public inspection and copying at 8631 Bond Road, Elk Grove, Ca 95624. The documents will also be available on the agency's website at www.fightthebite.net.

IMPORTANT NOTICE REGARDING VIRTUAL PUBLIC PARTICIPATION: The District currently provides in person as well as virtual public participation via the Zoom link below until further notice. The public shall have the opportunity to directly address the Board on any item of interest before or during the Board's consideration of that item. Public comment on items within the jurisdiction of the Board is welcomed, subject to reasonable time limitations for each speaker.

Zoom link and call in numbers are available at the meeting registration link on our website at <https://www.fightthebite.net/about/about-the-board/>

CALL TO ORDER:

- **Roll Call**
- **Pledge of Allegiance**

1. **Items for Approval by General Consent:**
 - a. **Minutes of the August 19, 2025 Board of Trustees Meeting**
 - b. **Expenditures for August 2025**
 - c. **District Investment Report for Period Ending June 30, 2025**
2. **Opportunity for Public Comment**

This item is reserved for members of the public who wish to speak on items not on the agenda
3. **Reports to the Board**
 - a. **Manager's Report**
 - b. **Reports from District Departments**
 - **Lab/Surveillance**
 - **Ecological Management**

- **Biological Control**
- **Larval and Adult Control**
- **Public Outreach**

4. **Status of West Nile Virus Activity and District Response**
5. **Board Review and Consideration to Expand District Vehicle Parking Slots and Improve Front Landscaping Not to Exceed \$100,000**
6. **Closed Session-Provide Instruction to Designated Labor Representatives (Gov. Code § 54957.6 (a)-Labor Negotiations)**
7. **Board/Staff Reports and Requests**
8. **Adjournment**

**MINUTES OF THE AUGUST 19, 2025
MEETING OF THE BOARD OF TRUSTEES OF THE SACRAMENTO-YOLO
MOSQUITO & VECTOR CONTROL DISTRICT**

Location: In Person @ 8631 Bond Rd, Elk Grove, California

Time: 10:00 a.m.

Call to Order: The meeting was called to order by Board President Charles Duty at 10:00 a.m.

Trustees Present:

Charles Duty	President	Sacramento County
Staci Gardiner*	Secretary	Isleton
Janell Darroch	Vice President	West Sacramento
Marcia Mooney		Galt
Raymond LaTorre		Sacramento
Robert McGarvey		Rancho Cordova
William Reisen		Yolo County
Tania Garcia-Cadena*		Woodland
Craig Burnett*		Folsom
Jayna Karpinski-Costa		Citrus Heights
Gar House		Winters
Lyn Hawkins		Elk Grove
ABSENT		
Chris Barker		Davis
*appeared remotely		

Staff Present:

Gary Goodman	Manager
Gavin Ralphs	Legal Counsel
Lisa Pelletier	Administrative Manager
Tony Hedley	Assistant Manager
Kevin Combo	Ecological Management Supervisor
Sarah Wheeler	Laboratory Director
Ken Harris	Biological Control Supervisor
Luz Robles	Public Information Officer

Roll Call

This meeting was in person. Attendance was taken by Roll Call.

Pledge of Allegiance

All phones and electronic devices are requested to be silenced during the Pledge of Allegiance and for the duration of the meeting.

1. Items for Approval by General Consent

- a. Minutes of the July 15, 2025 Board of Trustees Meeting
- b. Expenditures for July 2025

On a motion by Trustee Karpinski-Costa and seconded by Trustee LaTorre, the Board voted to approve the General Consent Items. The vote was taken and the motion passed unanimously with 1 member absent and 1 member present but unable to participate.

2. Opportunity for Public Comment

None

3. Reports to the Board

Manager's Report: In August, the days are getting shorter, and mosquito numbers should start to decline as we move past peak activity. The Manager explained that West Nile virus activity and the number of infected birds is down this year compared with previous years. The District continues to respond to mosquito abundance with surveillance and control. Davis was the only hot spot identified but the situation has not escalated to the point of conducting urban aerial applications.

SIT releases are going well, and we have released 1/3 of the mosquitoes. We will continue releasing mosquitoes through October. The District hasn't received many resident calls which we credit to our successful outreach program. We expect to have preliminary results at the end of the season.

We are waiting for the auditors to provide availability for the next audit.

Reports from District Departments:

Laboratory:

Lab Director Sarah Wheeler provided an update on *Culex tarsalis* and *Cx. pipiens* abundance which remains near the five-year mean. West Nile virus (WNV) activity is low: 32 positives out of 3,417 samples tested (25 Sacramento, 7 Yolo), two positives in Sacramento were from *Cx. stigmatosoma*. All samples tested negative for SLEV and WEEV. The SIT Program in Natomas has been running since July 8, 2025, and has released 150,000 *Wolbachia*-infected male *Ae. aegypti* have been (1,200 males/acre/week). No swarming complaints; two resident service requests during releases. The SIT Program evaluation is ongoing with extensive trapping across the study area.

Ecological Management:

Ecological Management Department (ECO) Supervisor Kevin Combo updated the Board on several significant Best Management Practices (BMP) projects undertaken by his department. He began by detailing work at the Loretz Pasture Project, where Ecological Management Technicians took a comprehensive elevation profile of the pasture and dispatched heavy equipment to excavate a 1200' drainage ditch to mitigate for 7 acres of mosquito breeding habitat.

Next, Kevin reported on the collaboration between Cosumnes River Preserve (CRP) and the Eco Department to address overgrowth of emergent vegetation, specifically water primrose (*Ludwigia hexapetala*) and water hyacinth (*Eichhornia crassipes*). Ecological Management staff conducted treatments that restored wetland functions and will allow for faster flood-ups and drawdowns of wetland cells and remove harborage for mosquito larvae from predators.

Lastly, Kevin discussed the District's Beaver Program. Kevin reported that an increase in American Beaver (*Castor canadensis*) activity and mosquito breeding sites associated with CDFW's new Beaver Management Program are more evident. Kevin indicated that Ecological Management staff have been routinely monitoring and removing beaver spoils and utilizing Clemson Pond Levelers to mitigate the increase in mosquito breeding habitats caused by the increase in beaver activity.

Biological Control:

Ken Harris provided an update on the Fisheries Department's activities through July. The rice field stocking program began with the first request on July 7th and concluded on August 4th. Although the stocking window was shorter than last season, staff successfully distributed over 400 more pounds of mosquitofish and covered an additional 2,000 acres, bringing the total to 11,059 acres, approximately one-quarter of all rice fields in the District. Increased productivity was attributed to the netting of additional ponds and the expanded overwintering capacity. Looking ahead, the department will focus on draining and cleaning ponds while temperatures remain warm, catching up on facility and yard maintenance, and preparing for the fall flood-up of wetlands and duck clubs.

Public Outreach:

Luz talked about National Night Out (NNO) repellent distribution and our booth presence at the Natomas and Land Park NNO events. She also talked about our participation in a variety of other events during the month including the UC Davis Master Gardner, the Banana Festival and the traditional Yolo County Fair. Lastly, she talked about the ongoing advertising campaign, social media posts for World Mosquito Day and our ongoing repellent distribution for agencies that request it.

4. Closed Session – Provide Instruction to Designated Labor Representatives (Government Code Section 54957.6(a)-Labor Negotiations).

The Board went into closed session at 10:39 a.m. and finished at 10:58 a.m. District Counsel reported out of closed session that “there were no reportable actions taken in closed session.”

5. Board/Staff Reports and Requests / General Discussion

The District is obtaining bids for two potential construction projects: 1) Remove the front planter area to add parking spaces and new landscaping, and 2) Build a structure behind the Lab for additional covered parking for 8-10 District vehicles.

The October Board meeting will be moved to October 28, 2025. The November meeting is canceled. The holiday luncheon will be on December 16, 2025 with staff presentations.

The annual MVCAC conference will be in Palm Springs February 1-3, 2026. The annual AMCA conference will be in Portland March 23-27, 2026. The Trustees were asked to rsvp if interested. Several District staff will attend each conference, and a few will attend both.

Board meeting teleconferencing requirements were reiterated by District Counsel, Gavin Ralphs. Trustees were provided with copies of the requirements which the Manager will email to the Trustees who attended remotely.

6. ADJOURNMENT

The meeting adjourned at 11:21 a.m.

I certify that the above minutes substantially reflect the general business and actions taken by the Board of Trustees at the August 19, 2025, meeting.

Lisa Pelletier, Administrative Manager

Approved as written and/or corrected by the Board of Trustees at the September 16, 2025, meeting.

Staci Gardiner, Board Secretary

Sacramento-Yolo Mosquito and Vector Control District
STATEMENT OF OPERATION
July through August 2025

	Jul - Aug 25	Budget	\$ Over Budget
Ordinary Income/Expense			
Income			
4000 · REVENUE	18,746.03	22,592,564.00	-22,573,817.97
Total Income	18,746.03	22,592,564.00	-22,573,817.97
Gross Profit	18,746.03	22,592,564.00	-22,573,817.97
Expense			
5000 · SALARIES/BENEFITS/WC	5,195,109.43	13,576,494.00	-8,381,384.57
5200 · OPERATIONAL			
5210 · LIABILITY INSURANCE	360,492.00	360,492.00	0.00
5250 · AUDITING/FISCAL	0.00	20,000.00	-20,000.00
5270 · COMMUNICATIONS	15,541.30	100,000.00	-84,458.70
5310 · PUBLIC INFORMATION	2,132.46	678,000.00	-675,867.54
5340 · STRUCTURE & GROUNDS	167,735.98	183,000.00	-15,264.02
5370 · MEMBER/TRAINING	15,461.11	170,000.00	-154,538.89
5390 · DISTRICT OFFICE EXPENSES	1,624.07	25,000.00	-23,375.93
5430 · PROFESSIONAL SERVICES	25,161.28	350,000.00	-324,838.72
5440 · MATERIALS & SUPPLIES	3,298.49	16,000.00	-12,701.51
5450 · RENTS & LEASES	51,198.83	91,000.00	-39,801.17
5470 · SAFETY PROGRAM	190.00	5,000.00	-4,810.00
5480 · UTILITIES	20,858.38	140,000.00	-119,141.62
6120 · AIRCRAFT SERVICES	341,032.62	1,179,000.00	-837,967.38
6140 · ECOLOGICAL MANAGEMENT	20.21	23,000.00	-22,979.79
6160 · MICROBIAL	1,416,057.56	1,800,000.00	-383,942.44
6170 · BIORATIONALS	651,438.82	1,200,000.00	-548,561.18
6180 · INSECTICIDES	577,292.70	950,000.00	-372,707.30
6220 · FISHERIES	2,250.18	35,000.00	-32,749.82
6280 · GEOGRAPHIC INFO SYSTEMS	0.00	9,000.00	-9,000.00
6320 · INFORMATION TECHNOLOGY	34,299.78	180,000.00	-145,700.22
6350 · CONTROL OPERATIONS	2,999.95	55,000.00	-52,000.05
6370 · SHOP DEPT	32,360.97	134,250.00	-101,889.03
6420 · LAB SERVICES	59,466.04	244,500.00	-185,033.96
6450 · GAS & PETROLEUM	44,098.67	200,000.00	-155,901.33
Total 5200 · OPERATIONAL	3,825,011.40	8,148,242.00	-4,323,230.60
Total Expense	9,020,120.83	21,724,736.00	-12,704,615.17
Net Ordinary Income	-9,001,374.80	867,828.00	-9,869,202.80
Other Income/Expense			
Other Income			
67005 · Gain(Loss) on Sale of Assets	32,209.00		
Total Other Income	32,209.00		

	Jul - Aug 25	Budget	\$ Over Budget
Other Expense			
7000 · CAPITAL ACCOUNTS			
70010 · CAPITAL OUTLAY	0.00	258,500.00	-258,500.00
70070 · RESEARCH FUND	0.00	100,000.00	-100,000.00
70080 · BUILDING IMPROVEMENT	0.00	395,000.00	-395,000.00
Total 7000 · CAPITAL ACCOUNTS	0.00	753,500.00	-753,500.00
Total Other Expense	0.00	753,500.00	-753,500.00
Net Other Income	32,209.00	-753,500.00	785,709.00
Net Income	-8,969,165.80	114,328.00	-9,083,493.80

3:06 PM

Sacramento-Yolo Mosquito and Vector Control District

09/09/25

Check Register

Accrual Basis

August 2025

Num	Date	Name	Credit	Type
Aug 25				
59778	08/01/2025	Azelis - Adapco Inc	138,116.10	Bill Pmt -Check
59779	08/01/2025	Cleanit Maintenance Systems LLC	2,995.00	Bill Pmt -Check
59780	08/01/2025	Elk Grove Water District	589.81	Bill Pmt -Check
59781	08/01/2025	Hippensteel Group	1,893.75	Bill Pmt -Check
59782	08/01/2025	O'Reilly Automotive, Inc.	952.69	Bill Pmt -Check
59783	08/01/2025	PG & E	202.72	Bill Pmt -Check
59784	08/01/2025	Republic Services #922	360.72	Bill Pmt -Check
59785	08/01/2025	SMUD	6,036.99	Bill Pmt -Check
59786	08/01/2025	T-Mobile	4,105.74	Bill Pmt -Check
59787	08/01/2025	Vector Disease Control International	55,275.00	Bill Pmt -Check
59788	08/01/2025	T-Mobile	2,365.80	Bill Pmt -Check
59789	08/01/2025	Azelis - Adapco Inc	71,764.08	Bill Pmt -Check
59790	08/06/2025	AutoZone, Inc.	202.74	Bill Pmt -Check
59791	08/06/2025	Cintas Corporation	9,313.86	Bill Pmt -Check
59792	08/06/2025	City of Woodland	382.37	Bill Pmt -Check
59793	08/06/2025	Clarke Mosquito Control Products Inc	22,614.89	Bill Pmt -Check
59794	08/06/2025	Consolidated Communications	607.93	Bill Pmt -Check
59795	08/06/2025	Hunt & Sons Inc	2,553.71	Bill Pmt -Check
59796	08/06/2025	Stericycle, Inc.	133.57	Bill Pmt -Check
59797	08/06/2025	Valley Fire & Security Alarms, Inc	69.50	Bill Pmt -Check
59798	08/07/2025	Benefit Coordinators Corp.	9,292.30	Bill Pmt -Check
59799	08/07/2025	Sutter Health Plan	14,676.72	Bill Pmt -Check
59800	08/07/2025	Airgas USA, LLC	99.71	Bill Pmt -Check
59801	08/07/2025	Azelis - Adapco Inc	8,214.45	Bill Pmt -Check
59802	08/07/2025	Barnes Welding	2,283.75	Bill Pmt -Check
59803	08/07/2025	Culligan Quench	1,669.62	Bill Pmt -Check
59804	08/07/2025	Ferrellgas	45.06	Bill Pmt -Check
59805	08/07/2025	GreatAmerica Financial Services	376.28	Bill Pmt -Check
59806	08/07/2025	Hunt & Sons Inc	4,301.04	Bill Pmt -Check
59807	08/07/2025	Jim Hesseltine's Tire Service, Inc.	263.41	Bill Pmt -Check
59808	08/07/2025	MacLeod Watts, Inc.	2,350.00	Bill Pmt -Check
59809	08/07/2025	N & S Tractor	4,679.77	Bill Pmt -Check
59810	08/07/2025	Primo Brands		Bill Pmt -Check
59811	08/07/2025	Spark Creative Design	339.06	Bill Pmt -Check
59812	08/07/2025	Verizon Wireless	56.74	Bill Pmt -Check
59813	08/07/2025	Primo Brands	129.40	Bill Pmt -Check
59814	08/11/2025	Azelis - Adapco Inc	7,861.80	Bill Pmt -Check
59815	08/11/2025	Barnes Welding	2,505.19	Bill Pmt -Check
59816	08/11/2025	Enterprise Fleet Management	2,881.86	Bill Pmt -Check
59817	08/11/2025	Farm Air Flying Service	25,111.64	Bill Pmt -Check
59818	08/11/2025	Hunt & Sons Inc	4,076.30	Bill Pmt -Check
59819	08/11/2025	Kimball Midwest	951.11	Bill Pmt -Check
59820	08/11/2025	Kingsley Bogard, LLP	16,707.76	Bill Pmt -Check
59821	08/11/2025	Sacramento County Utilities	1,171.74	Bill Pmt -Check
	08/12/2025	Azelis - Adapco Inc		Bill Pmt -Check
59822	08/12/2025	Western Health Advantage	9,713.96	Bill Pmt -Check
	08/12/2025	Western Health Advantage		Bill Pmt -Check
59823	08/13/2025	Airgas USA, LLC	112.35	Bill Pmt -Check
59824	08/13/2025	Azelis - Adapco Inc	55,212.30	Bill Pmt -Check
59825	08/13/2025	Buckmaster Office Solutions	308.40	Bill Pmt -Check
59826	08/13/2025	Clarke Mosquito Control Products Inc	56,558.70	Bill Pmt -Check
59827	08/13/2025	Waste Management C & R, Inc.	232.76	Bill Pmt -Check
59828	08/18/2025	ArcSource	3,176.20	Bill Pmt -Check
59829	08/18/2025	Azelis - Adapco Inc	143,032.32	Bill Pmt -Check
59830	08/18/2025	Barnes Welding	2,501.14	Bill Pmt -Check
59831	08/18/2025	Factory Motor Parts Co	1,089.35	Bill Pmt -Check
59832	08/18/2025	Kimball Midwest	218.20	Bill Pmt -Check
59833	08/18/2025	Maita Chevrolet	964.61	Bill Pmt -Check
59834	08/18/2025	PG & E	14.77	Bill Pmt -Check
59835	08/18/2025	Sterling May Co	88.34	Bill Pmt -Check
59836	08/18/2025	Target Specialty Products	2,254.49	Bill Pmt -Check
59837	08/19/2025	EDD	5,705.13	Bill Pmt -Check
59838	08/19/2025	Kaiser Foundation Health Plan	57,662.50	Bill Pmt -Check
59839	08/20/2025	Azelis - Adapco Inc	114,121.80	Bill Pmt -Check
59840	08/20/2025	Clarke Mosquito Control Products Inc	141,055.20	Bill Pmt -Check
59841	08/20/2025	Dignity Health Med Fdn-Sacramento	360.00	Bill Pmt -Check
59842	08/20/2025	Elk Grove Lock and Safe Company	48.93	Bill Pmt -Check

3:06 PM

Sacramento-Yolo Mosquito and Vector Control District

09/09/25

Check Register

Accrual Basis

August 2025

Num	Date	Name	Credit	Type
59843	08/20/2025	Factory Motor Parts Co	642.39	Bill Pmt -Check
59844	08/20/2025	Farm Air Flying Service	71,573.76	Bill Pmt -Check
59845	08/20/2025	Hunt & Sons Inc	6,328.55	Bill Pmt -Check
59846	08/20/2025	North Star Construction	147,970.57	Bill Pmt -Check
59847	08/20/2025	PG & E	2,044.29	Bill Pmt -Check
59849	08/26/2025	Azelis - Adapco Inc	55,212.30	Bill Pmt -Check
59850	08/26/2025	Barnes Welding	2,084.76	Bill Pmt -Check
59851	08/26/2025	BKS Law Firm, PC	1,368.20	Bill Pmt -Check
59852	08/26/2025	Buckmaster Office Solutions	86.08	Bill Pmt -Check
59853	08/26/2025	Foothill Fire Protection, Inc.	845.00	Bill Pmt -Check
59854	08/26/2025	Hunt & Sons Inc	3,646.59	Bill Pmt -Check
59855	08/26/2025	Illuminate Electric Solutions	4,975.00	Bill Pmt -Check
59856	08/26/2025	Maita Chevrolet	279.29	Bill Pmt -Check
59857	08/26/2025	Spark Creative Design	789.06	Bill Pmt -Check
59858	08/26/2025	Stericycle, Inc.	98.11	Bill Pmt -Check
59863	08/29/2025	P & A Administrative Services Inc	121.50	Bill Pmt -Check
59864	08/28/2025	Benefit Coordinators Corporation	4,983.57	Bill Pmt -Check
59865	08/28/2025	U.S. Bank	28,328.43	Bill Pmt -Check
59848	08/20/2025	Goodman, Gary W.	900.34	Check
59859	08/29/2025	CA State Disbursement Unit	350.00	Check
59860	08/29/2025	Franchise Tax Board		Check
59861	08/29/2025	Operating Engineers Local Union No. 3	1,190.00	Check
59862	08/29/2025	Franchise Tax Board	400.00	Check
W00490	08/12/2025	CalPERS Financial Reporting & Accounting	107,155.20	Check
W00492	08/29/2025	CalPERS 457 Plan	16,374.60	Check
W00493	08/29/2025	Nationwide Retirement Solutions	3,300.00	Check
W00494	08/29/2025	Nationwide Retirement Solutions	2,525.00	Check
Aug 25			1,488,585.72	



**Sacramento-Yolo
MOSQUITO & VECTOR
CONTROL DISTRICT**

SACRAMENTO COUNTY

8631 Bond Road
Elk Grove, CA 95624

(800) 429-1022

www.FIGHTtheBITE.net

Gary Goodman
General Manager

2025 Board of Trustees

Charles Duty
President,
Sacramento County

Janell Darroch
Vice President, West
Sacramento

Staci Gardiner
Secretary,
Isleton

Christopher Barker
Davis

Craig R. Burnett
Folsom

Lyndon Hawkins
Elk Grove

Gar House
Winters

Jayna Karpinski-Costa
Citrus Heights

Raymond LaTorre
Sacramento

Robert J. McGarvey
Rancho Cordova

Marcia Mooney
Galt

William Reisen
Yolo County

Tania Garcia-Cadena
Woodland

Sacramento-Yolo Mosquito and Vector Control District Investment Report

The District investment policy authorizes District funds and monies to be invested in only one or a combination of the following institutions and investment types:

- A. Yolo County Treasurer Investment Pool
- B. State Treasurer's Local Agency Investment Fund (L.A.I.F.)
- C. Member and Property Contingency Fund deposits with the Vector Control Joint Powers Agency (VCJPA)
- D. Prefunding of Other Post-Employment Benefits (OPEB) through California Public Employer's Retiree Benefit Trust Program (CERBT)

As the District receives revenue from taxes and other resources the funds are deposited with the Yolo County Treasurer. The following is the interest earnings, fund balances, and investments of the District for the quarter ending **June 30, 2025**.

Institution		Earnings	Total as of 06/30/2025
Yolo County Treasurer Investment Pool	3.588%*	\$25,322.91	\$979,109.60
L.A.I.F.	4.40%	\$146,744.92	\$18,249,240.75
VCJPA-Member Contingency Fund	1.58%	\$30,908	\$1,984,237
CERBT-Strategy 3		\$93,800.01	\$2,378,209.80
		District Total:	\$23,590,797.15

**Rates are reflected as annualized earning rates*



County of Yolo

www.yolocounty.gov

Tom Haynes
Chief Financial Officer

DEPARTMENT OF FINANCIAL SERVICES

625 Court Street, Room 102

PO BOX 1995

WOODLAND, CA 95776

PHONE: (530) 666-8625

FAX: (530) 666-8215

EMAIL: DFS@yolocounty.gov

- Financial Leadership
- Budget & Financial Planning
- Treasury & Finance

- Tax & Revenue Collection
- Accounting & Financial Reporting
- Internal Audit

August 13, 2025

Mr. Gary Goodman
Sacramento-Yolo Mosquito Abatement District
8631 Bond Road
Elk Grove, CA 95624

Dear Mr. Goodman:

Listed below for your information and that of the Board of Directors, is data pertaining to interest earnings, fund balances and investments of the district for the quarter ended June 30, 2025. The Yolo County Treasurer's Investment Report is available electronically. Should you or the Board wish additional information or have any questions, please let me know.

<u>PERIOD</u>		<u>YOLO COUNTY</u>	<u>LAIF</u>	<u>EARNINGS</u>
Quarter ending:	June 30, 2025	3.588%		\$ 25,322.91
Quarter ending:	June 30, 2025		4.40%	\$ 146,744.92
Placement of Funds as of June 30, 2025:		(Fund 7245)		
		Yolo County Treasurer's Pool (Account 100000)		979,109.60
		Flexible Spending Account (Account 104000)*		26,168.67
		LAIF (Account 104050)		18,249,240.75
		Total		\$ 19,254,519.02

Rates are reflected above as annualized earnings rates.

Sincerely,

Kevin Sorensen

Kevin Sorensen
Accounting Manager



Vector Control Joint Powers Agency

Member Contingency Fund

For the Quarter Ended
June 30, 2025

Member District	Balance at Beginning of Quarter	Contribution	(Withdrawals)	Interest Earned	Allocated Admin.	Balance at End of Quarter
Alameda County	336,259			5,321	(7)	341,573
Burney Basin	39,933			632	(1)	40,564
Butte County	415,367			6,572	(8)	421,931
Coachella Valley	1,109,082			17,549	(22)	1,126,609
Coalinga-Huron	9,100			144	0	9,244
Colusa	105,471			1,669	(2)	107,138
Compton Creek	75,012			1,187	(1)	76,198
Consolidated	465,505			7,366	(9)	472,862
Contra Costa	1,350,758		(268)	21,371	(26)	1,371,836
Durham	6,191			98	0	6,289
Fresno	257,038			4,067	(5)	261,100
Glenn County	45,280			716	(1)	45,995
Greater Los Angeles County	1,949,316			30,842	(37)	1,980,121
Lake County	163,470			2,587	(3)	166,054
Los Angeles County West	836,704			13,239	(16)	849,927
Marin-Sonoma	949,787			15,028	(19)	964,796
Monterey County	36,359			575	(1)	36,933
Napa County	1,588,032			25,127	(31)	1,613,128
Northwest	136,342			2,157	(3)	138,496
Orange County	593,646			9,393	(12)	603,027
Pine Grove	35,243			558	(1)	35,800
Placer	302,872	131,812		5,835	(7)	440,512
Sacramento-Yolo	1,953,367			30,908	(38)	1,984,237
San Gabriel Valley	207,413			3,282	(4)	210,691
San Joaquin County	182,933	602,415		7,660	(9)	792,999
San Mateo County	525,894			8,321	(10)	534,205
Santa Barbara County	94,317			1,492	(2)	95,807
Shasta	256,539			4,059	(5)	260,593
Sutter-Yuba	339,010			5,364	(7)	344,367
Tehama County	293,742			4,648	(6)	298,384
Turlock	18,953			300	0	19,253
West Valley	364,300			5,764	(7)	370,057
Total	15,043,235	734,227	(268)	243,831	(\$300.00)	16,020,725

Notes:

Yield to maturity rate on the VCJPA portfolio is 3.57% as of the above date. As required by GASB 31, the allocated interest shown also reflects market value changes to the securities held in the portfolio. Therefore, the actual interest allocated to this fund, and all program year funds, may or may not equal the yield to maturity rate from quarter to quarter. However, the average overall allocated interest, over the life of this fund, should provide a close approximation.

Vector Control Joint Powers Agency
Member Contingency Fund - Prudent Balance Calculation
As of June 30, 2025

	Member District	Self-Insurance Exposure - Two Times Deductible				Sub-Total 2 X Deductible	2024/2025 Contribution	Two Times Contribution	Prudent Balance	Member Contingency Fund Balance as of June 30, 2025	Amount Over / (Under) Prudent Balance
		Liability	Workers' Compensation	APD	Property						
		A	B	C	D	E=SUM(A:D)	F	G=F x 2	H=E+G	I	J=I-H
1	Alameda County	20,000	50,000	2,000	1,000	73,000	196,831	393,662	466,662	341,573	(125,089)
2	Burney Basin	2,000	10,000	2,000	1,000	15,000	9,871	19,742	34,742	40,564	5,822
3	Butte County	20,000	50,000	2,000	1,000	73,000	168,492	336,984	409,984	421,931	11,947
4	Coachella Valley	50,000	50,000	2,000	1,000	103,000	581,777	1,163,554	1,266,554	1,126,609	(139,945)
5	Coalinga-Huron	2,000	5,000	2,000	1,000	10,000	3,936	7,872	17,872	9,244	(8,628)
6	Colusa	2,000	10,000	2,000	1,000	15,000	23,416	46,832	61,832	107,138	45,306
7	Compton Creek	5,000	5,000	2,000	1,000	13,000	18,249	36,498	49,498	76,198	26,700
8	Consolidated	20,000	50,000	2,000	1,000	73,000	186,026	372,052	445,052	472,862	27,810
9	Contra Costa	100,000	100,000	2,000	1,000	203,000	364,450	728,900	931,900	1,371,836	439,936
10	Delta	10,000	20,000	2,000	1,000	33,000	204,394	408,788	441,788	0	
11	Durham	2,000	5,000	2,000	1,000	10,000	8,885	17,770	27,770	6,289	(21,481)
12	Fresno	10,000	50,000	2,000	1,000	63,000	92,016	184,032	257,054	261,100	4,046
13	Glenn County	2,000	10,000	2,000	1,000	15,000	14,579	29,158	44,158	45,995	1,837
14	Greater Los Angeles County	150,000	100,000	2,000	1,000	253,000	879,847	1,759,694	2,012,694	1,980,121	(32,573)
15	Kings	10,000	20,000	2,000	1,000	33,000	143,825	287,650	320,650	0	
16	Lake County	5,000	20,000	2,000	1,000	28,000	61,646	123,292	151,292	166,054	14,762
17	Los Angeles County West	50,000	50,000	2,000	1,000	103,000	426,104	852,208	955,208	849,927	(105,281)
18	Marin-Sonoma	100,000	100,000	2,000	1,000	203,000	430,648	861,296	1,064,296	964,796	(99,500)
19	Napa County	10,000	50,000	2,000	1,000	63,000	98,359	196,718	259,718	1,613,128	1,353,410
20	Monterey County	10,000	50,000	2,000	1,000	63,000	84,362	168,724	231,724	36,933	(194,791)
21	Northwest	10,000	50,000	2,000	1,000	63,000	189,851	379,702	442,702	138,496	(304,206)
22	Orange County	50,000	100,000	2,000	1,000	153,000	773,334	1,546,668	1,699,668	603,027	(1,096,641)
23	Pine Grove	2,000	5,000	2,000	1,000	10,000	7,676	15,352	25,352	35,800	10,448
24	Placer	2,000	20,000	2,000	1,000	25,000	211,859	423,718	448,718	440,512	(8,206)
25	Sacramento-Yolo	100,000	100,000	2,000	1,000	203,000	553,082	1,106,164	1,309,164	1,984,237	675,073
26	San Gabriel Valley	20,000	100,000	2,000	1,000	123,000	278,839	557,678	680,678	210,691	(469,987)
27	San Joaquin County	100,000	100,000	2,000	1,000	203,000	291,174	582,348	785,348	792,999	7,651
28	San Mateo County	20,000	50,000	2,000	1,000	73,000	305,300	610,600	683,600	534,205	(149,395)
29	Santa Barbara County	5,000	10,000	2,000	1,000	18,000	47,496	94,992	112,992	95,807	(17,185)
30	Shasta	5,000	50,000	2,000	1,000	58,000	158,082	316,164	374,164	260,593	(113,571)
31	Sutter-Yuba	20,000	50,000	2,000	1,000	73,000	159,232	318,464	391,464	344,367	(47,097)
32	Tehama County	2,000	20,000	2,000	1,000	25,000	45,724	91,448	116,448	298,384	181,936
33	Turlock	20,000	50,000	2,000	1,000	73,000	106,742	213,484	286,484	19,253	(267,231)
34	West Valley	20,000	50,000	2,000	1,000	73,000	184,443	368,886	441,886	370,057	(71,829)
	Total	956,000	1,560,000	68,000	34,000	2,618,000	7,310,547	14,621,094	17,249,116	16,020,725	(1,228,391)

Sacramento-Yolo Mosquito & Vector Control District

CERBT Strategy 3

Entity #: SKB8-1375523307

Quarter Ended June 30, 2025



Market Value Summary:

	QTD Current Period	Fiscal Year to Date
Beginning Balance	\$2,284,809.34	\$2,177,389.55
Contribution	0.00	0.00
Disbursement	0.00	0.00
Transfer In	0.00	0.00
Transfer Out	0.00	0.00
Investment Earnings	93,800.01	202,500.29
Administrative Expenses	(154.10)	(739.96)
Investment Expense	(245.45)	(940.08)
Other	0.00	0.00
Ending Balance	\$2,378,209.80	\$2,378,209.80
FY End Contrib per GASB 74 Para 22	0.00	0.00
FY End Disbursement Accrual	0.00	0.00
Grand Total	\$2,378,209.80	\$2,378,209.80

Unit Value Summary:

	QTD Current Period	Fiscal Year to Date
Beginning Units	123,845.370	123,845.370
Unit Purchases from Contributions	0.000	0.000
Unit Sales for Withdrawals	0.000	0.000
Unit Transfer In	0.000	0.000
Unit Transfer Out	0.000	0.000
Ending Units	123,845.370	123,845.370
Period Beginning Unit Value	18.448886	17.581516
Period Ending Unit Value	19.203057	19.203057

Please note the Grand Total is your actual fund account balance at the end of the period, including all contributions per GASB 74 paragraph 22 and accrued disbursements. Please review your statement promptly. All information contained in your statement will be considered true and accurate unless you contact us within 30 days of receipt of this statement. If you have questions about the validity of this information, please contact CERBT4U@calpers.ca.gov.

Sacramento-Yolo Mosquito and Vector Control District

September 16, 2025 Board Meeting

3. Reports to the Board

a. Manager's Report

b. Reports from District Departments

- **Lab/Surveillance (Sarah Wheeler)**
- **Ecological Management (Kevin Combo)**
- **Biological Control (Kenny Harris)**
- **Larval and Adult Control (Marty Scholl)**
- **Public Outreach (Luz Maria Robles)**

a. Manager's Report

The District's West Nile season is starting to see a slow down in activity as the days get shorter and the temperatures are cooling. We continue to follow the Districts Mosquito Borne Disease Management Plan with enhanced surveillance and control efforts in response to positive dead birds or positive mosquito collections.

The rice fields are starting to drain and we anticipate more Anopheles in our traps moving forward. The District is still finding invasive mosquitoes in various areas throughout the District and are conducting wide area larviciding in neighborhoods to try and lower their abundance along with intensive door to door inspections.

b. Reports from District Departments

- **Lab/Surveillance (Sarah Wheeler)**
- **Ecological Management (Kevin Combo)**
- **Biological Control (Kenny Harris)**
- **Larval and Adult Control (Marty Scholl)**
- **Public Outreach (Luz Maria Robles)**

LABORATORY

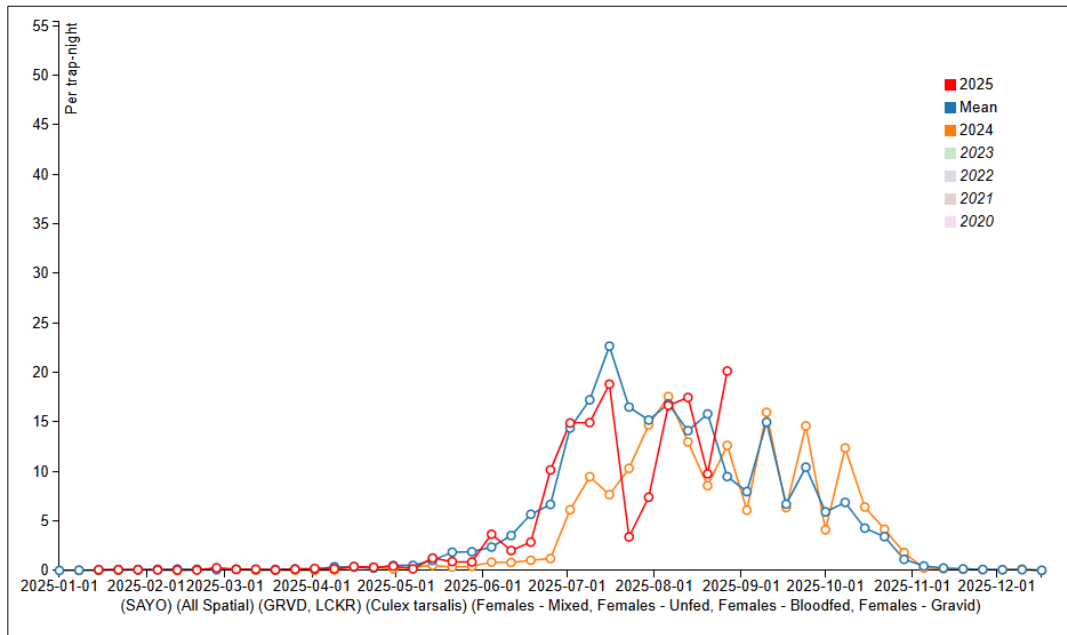
Monthly Report, September 2025 Board Meeting

Insectary:

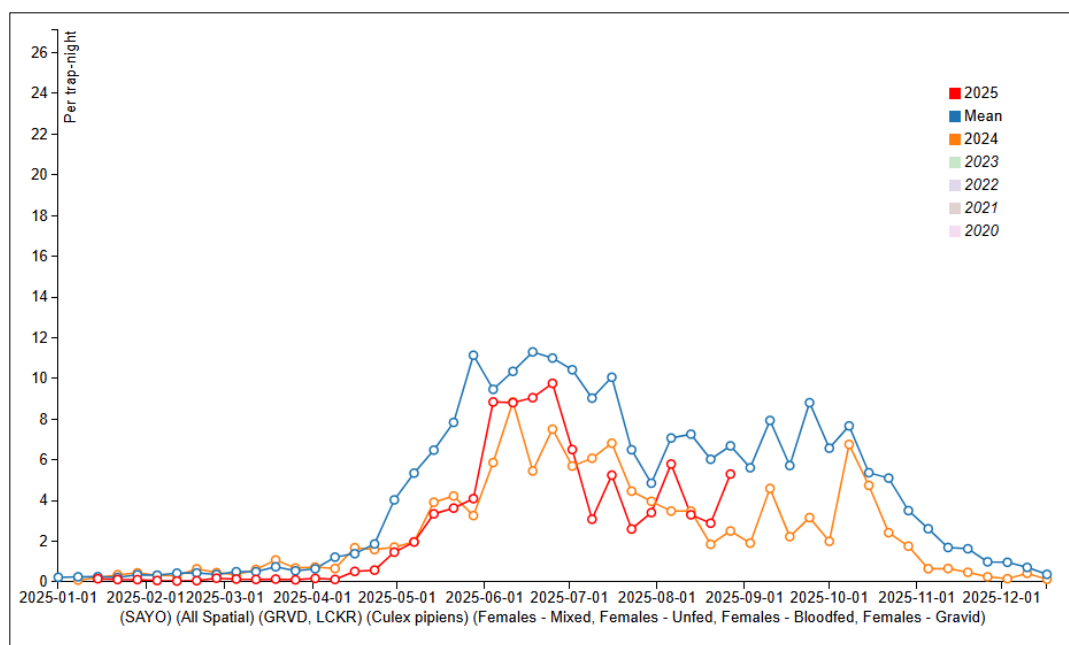
Species	Name	Origin	Resistance Status
<i>Culex tarsalis</i>	KNWR	Kern National Wildlife Refuge (2009)	susceptible
<i>Culex quinquefasciatus</i>	CQ1	Merced, CA (1950s)	susceptible
<i>Culex quinquefasciatus</i>	Sebring	Florida (1988)	susceptible
<i>Culex pipiens</i>	WCP	Woodland, CA (2023)	resistant: pyrethrins/pyrethroids, methoprene, and spinosad
<i>Culex tarsalis</i>	VFCT	Vic Fazio Yolo Wildlife Area (2024)	resistant: pyrethrins/pyrethroids
<i>Aedes sierrensis</i>		Sonoma County (2016)	susceptible

Surveillance update through 9/9/2025

Weekly mosquito collections – The following graphs show overall *Culex tarsalis* and *Culex pipiens* abundance from gravid traps and locker traps placed in permanent locations throughout Sacramento and Yolo Counties. These traps run seven days a week and provide stable year-round abundance data.

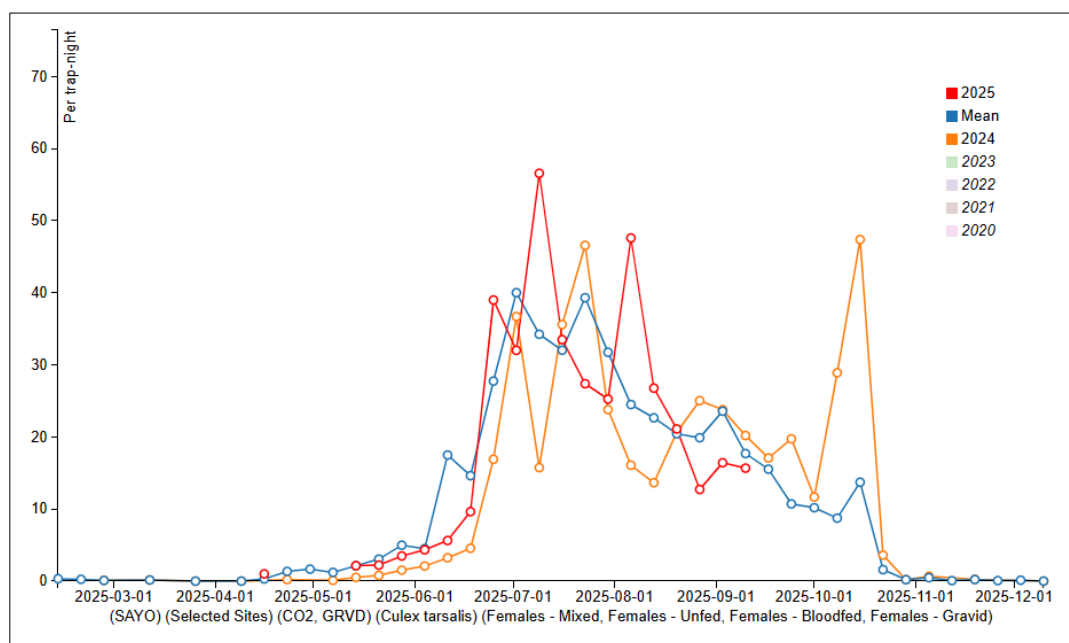


Culex tarsalis abundance in constant operation locker and gravid traps.

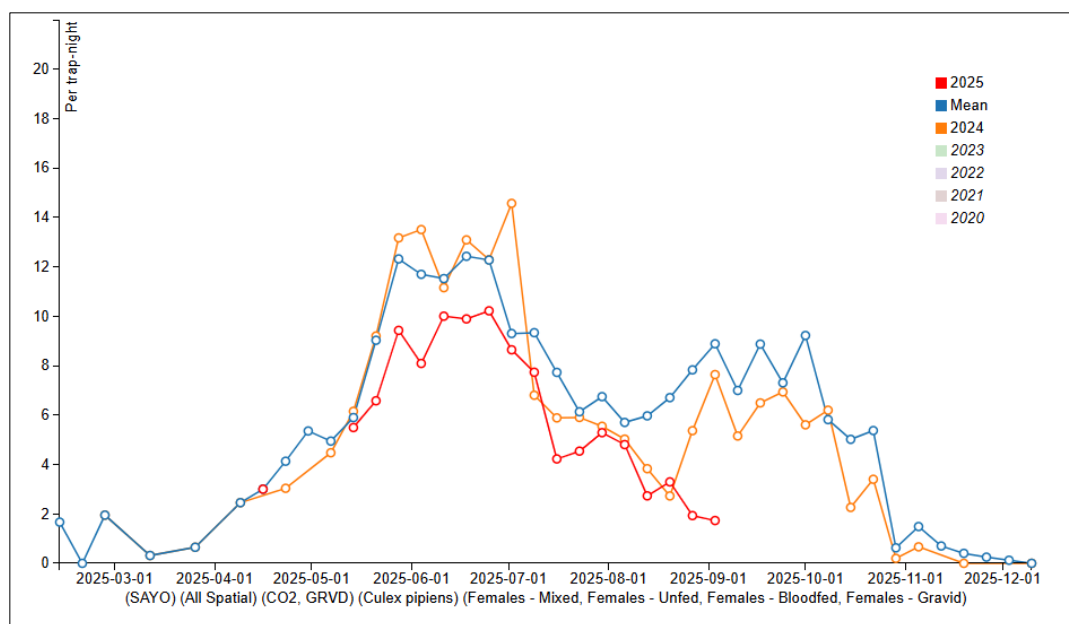


Culex pipiens abundance in constant operation locker and gravid traps.

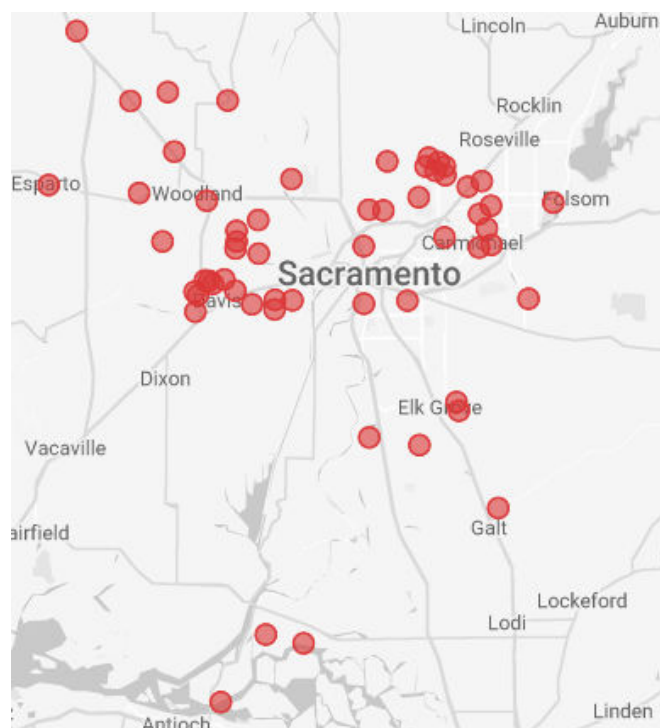
Encephalitis Vector Surveillance (EVS) – This program runs from May through October. *Culex pipiens*, *Culex tarsalis*, and *Culex stigmatosoma* are collected throughout Sacramento and Yolo Counties and tested for West Nile (WNV), Saint Louis Encephalitis (SLEV), and Western Equine Encephalitis (WEEV) viruses.



Culex tarsalis collected in single-night CO2 and gravid traps



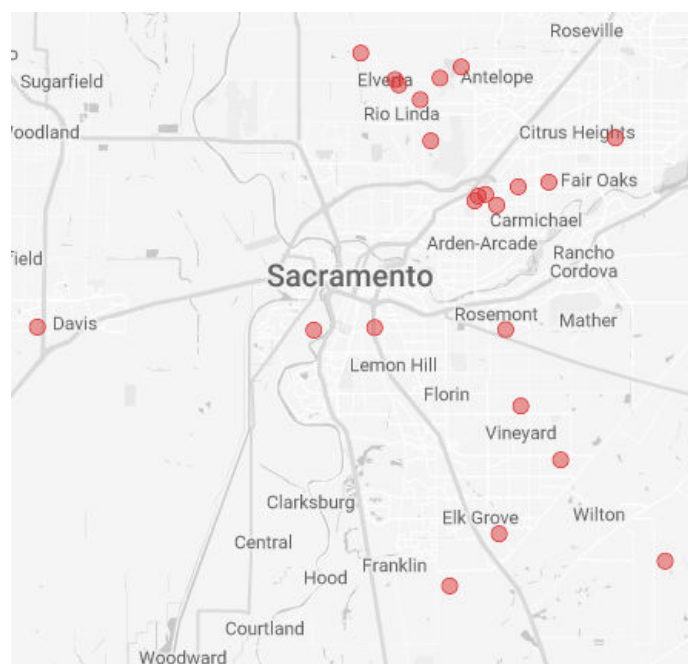
Culex pipiens collected in single-night CO2 and gravid traps



Cumulative WNV-positive mosquito samples 2025

Dead bird surveillance – To date 287 dead birds were collected and tested. In total, 24 of 241 were WNV-positive from Sacramento County and 2 of 46 were WNV-positive from Yolo County.

Mosquito testing - Thus far 4,626 pools of *Culex pipiens*, *Culex tarsalis*, and *Culex stigmatosoma* were tested for WNV, SLEV, and WEEV. Of these, 55 pools from Sacramento and 44 pools from Yolo County were positive for WNV.



Cumulative WNV-positive dead birds 2025

Human disease response surveillance – In Sacramento County we investigated travel-related cases of Dengue (2) and Malaria (2). In Yolo County there was a human case of West Nile virus.

***Aedes aegypti* trapping effort in Sacramento and Yolo Counties** – Surveillance for *Aedes aegypti* and *Aedes albopictus* continues. *Aedes aegypti* activity was confirmed in Sacramento and Yolo Counties. The cumulative 2025 trapping effort is shown below.

City	County	Trap nights	2025 total males and females collected	
			<i>Aedes aegypti</i>	<i>Aedes albopictus</i>
Antelope	Sacramento	7		
Carmichael	Sacramento	39	18	
Citrus Heights	Sacramento	114	210	
Elk Grove	Sacramento	97	21	
Elverta	Sacramento	5		
Fair Oaks	Sacramento	45	389	
Folsom	Sacramento	133	80	
Galt	Sacramento	36	31	
Gold River	Sacramento	6	1	
Mather	Sacramento	2		
North Highlands	Sacramento	12	2	
Orangevale	Sacramento	84	394	
Rancho Cordova	Sacramento	85	71	
Rancho Murieta	Sacramento	56	1	
Rio Linda	Sacramento	9	1	
Sacramento	Sacramento	1057	1956	
Sloughhouse	Sacramento	21		
Davis	Yolo	108	39	
West Sacramento	Yolo	83	219	
Winters	Yolo	170	579	
Woodland	Yolo	80	208	

Sterile Insect Technique (SIT) Update Natomas – Releases of Wolbachia-infected male *Aedes aegypti* began on July 8, 2025, as part of a targeted control program. When these males mate with wild-type females, the resulting eggs are non-viable and do not hatch, reducing future mosquito populations. To date, approximately 300,000 males have been released into the Natomas study area at a rate of 1,200 males per acre per week. Extensive trapping is underway across the study area to monitor program effectiveness, and evaluation of the SIT releases remains ongoing.

Tick surveillance – Tick surveillance has concluded for the season and will resume in November 2025.

The California Arbovirus Surveillance Bulletin Week 36, September 5, 2025

2024 & 2025 YTD West Nile Virus Comparisons		
	2024	2025
Total No. Dead Bird Reports	4,980	6,294
No. Positive Counties	30	31
No. Human Cases	38	31
No. Positive Dead Birds / No. Tested	391 / 1,434	115 / 1,379
No. Positive Mosquito Pools / No. Tested	1,523 / 35,025	2,097 / 36,088
No. Seroconversions / No. Tested	93 / 3,478	26 / 2,756

YTD WNV Activity by Element and County, 2025					
County	Humans	Horses	Dead Birds	Mosquito Pools	Sentinel Chickens
Alameda			6		
Butte	2			24	7
Colusa				1	
Contra Costa			3	1	
Fresno	2		11	102	
Imperial				1	
Inyo				1	
Kern	9		1	117	
Kings	3			117	
Lake				5	4
Los Angeles			2	69	
Madera				217	
Merced				37	
Orange			2	87	
Placer	1		5	131	
Riverside				9	
Sacramento			23	42	
San Bernardino				3	
San Diego			18	100	
San Joaquin			6	109	
Santa Barbara		1		2	
Santa Clara			25	2	
Shasta				18	
Solano			2	141	1
Stanislaus	2		1	12	
Sutter			1	690	2
Tulare	10		7	53	9
Tuolumne	1				
Ventura			1		
Yolo	1		1	6	
Yuba					3
Totals	31	1	115	2,097	26

ECOLOGICAL MANAGEMENT DEPARTMENT

September 2025 Board Update

Ecological Management Projects-

Mahon Ranch (*Elk Grove*)

The Mahon Ranch, a 360 acre livestock grazing operation located in south Elk Grove. The irrigated pastures lacked a crucial drainage ditch, leading to persistent water stagnation, further compounded by livestock "pugging." This combination created a 6-acre mosquito breeding site, in close proximity to established residential and commercial areas. Historical data indicates that control operations staff treat this pasture multiple times per season, heavily relying on expensive residual larvicide products. The Ecological Management staff conducted a detailed elevation profile and deployed heavy equipment to excavate a 2500-foot drainage ditch, designed to convey irrigation water to a designated recovery pond. This Best Management Practice (BMP) is projected to dramatically lower the overall mosquito population in the vicinity, simultaneously reducing the costly and chemical-intensive reliance on traditional residual products.



Image: Flooded Pasture

Image: Excavation of new drainage ditch

Earl J. Koobs Nature Area (Carmichael)

Koobs Nature Area, a 4.7-acre nature preserve in the heart of Carmichael. Koobs Nature Area is owned by the San Juan School District and maintained by the Kiwanis Club. Recently, Kiwanis staff contacted the District concerning three existing ponds within the preserve, which had become severely overrun with invasive plant species, primarily cattails (*Typha latifolia* L.) and hardstem bulrush (*Schoenoplectus acutus*). The dense, uncontrolled vegetation creates ideal harborage for mosquito larvae and hinders the effectiveness of natural mosquito predators like mosquitofish (*Gambusia affinis*) by limiting the open water. In response, Eco staff dispatched equipment to remove the invasive vegetation and restore the ponds to open water conditions allowing mosquitofish to thrive again, significantly reducing mosquito breeding around populous areas.



Image: Overgrown Pond



Image: Backhoe removing emergent vegetation

Wetland/Fall Flooding Program

Ecological Management Staff recently attended a meeting with Yolo Bypass wetland managers, Yolo County RCD, and duck club representatives, to coordinate water deliveries and the essential fall flood-up in preparation for the 2025 hunting season. Prior to the meeting, District staff disseminated the District's annual Fall Flooding guidelines to all invested property owners and wetland managers. In response, the department has begun receiving comprehensive Fall Flooding plans, detailing the specific acreages of wetlands that will undergo early flooding. Currently, the team is developing tailored treatment plans for each individual club, working in close coordination with the Program Manager. To date, we anticipate that approximately 1000 acres of private wetland habitat and an additional 2012 acres of state and federal wetlands will be flooded early, in an effort to provide habitat and attract waterfowl as the migration season begins.

BIOLOGICAL CONTROL

Monthly Report for September 2025 Board Meeting

In August, the Fisheries Department completed this year's rice field stocking program, which concluded on the 4th. During the season, fisheries technicians stocked 2,617 pounds of mosquitofish across 184 rice fields, covering 11,060 acres. Rice fields were stocked in the district's Natomas, Yolo Bypass, Winters, Tyler Island, and Cosumnes River Preserve areas.

Looking ahead, the department is preparing for the fall flooding of wetlands and duck clubs. We are working closely with the Ecological Management Department and field staff, who regularly communicate with landowners to project flood-up schedules. Most wetlands will be available for fish plants from late September through October.

This time of year also marks the start of pond rehabilitation. Five ponds were selected for cleaning based on a five-year rotation and overall pond health. After draining, fish are transferred to netted ponds for overwintering. Once dried, accumulated sediment is removed using a tractor and dump truck. The ponds are then fertilized, refilled, and restocked with fish for the following season.

In addition, the Fisheries Department, together with staff from the California Department of Fish and Wildlife (CDFW), conducted the first full seine of the Sacramento Perch pond. Results were very promising, with an estimated 7,200 perch counted. A sample group was collected for full examination and health assessment. If results remain favorable, CDFW will begin exploring opportunities to stock these fish into natural waters.

Log of Treatment Applied for August

<u>Material</u>	<u>AMT</u>	<u>Area Treated</u>	<u>Treatments</u>
Mosquitofish (<i>Gambusia affinis</i>)	190.6 lbs	547.8 Acres	233
Guppies (<i>Poecilia reticulata</i>)	0 lbs	0 Acres	0

Log of Treatment Applied for the year 2025 - Year to Date

<u>Material</u>	<u>AMT</u>	<u>Area Treated</u>	<u>Treatments</u>
Mosquitofish	2,959 lbs	10,165.3 Acres	2,573
Guppies	.9 lbs	.342 Acres	9

Fisheries Budget


<u>Total</u>	<u>Spent</u>	<u>Remaining</u>	<u>% Spent</u>
35,000.00	3,662.21	31,337.79	10%



Above : *Picture of pond sediment being removed.*

Bottom Left : *Picture of Sac/Yolo and CDFW staff seining the cement Perch Pond.*

Bottom Right: *Picture of a Sacramento Perch that was captured in the cement pond.*



CONTROL OPERATIONS

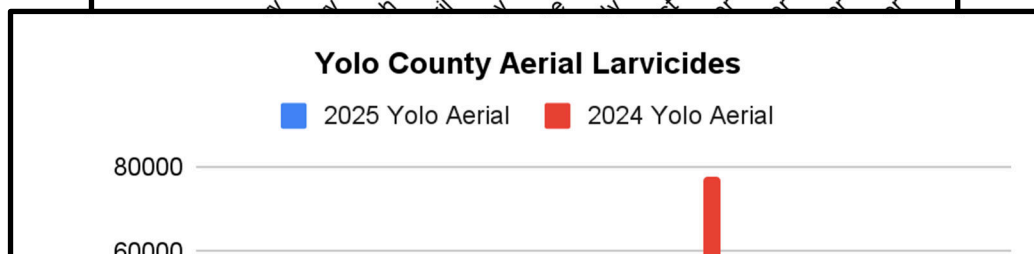
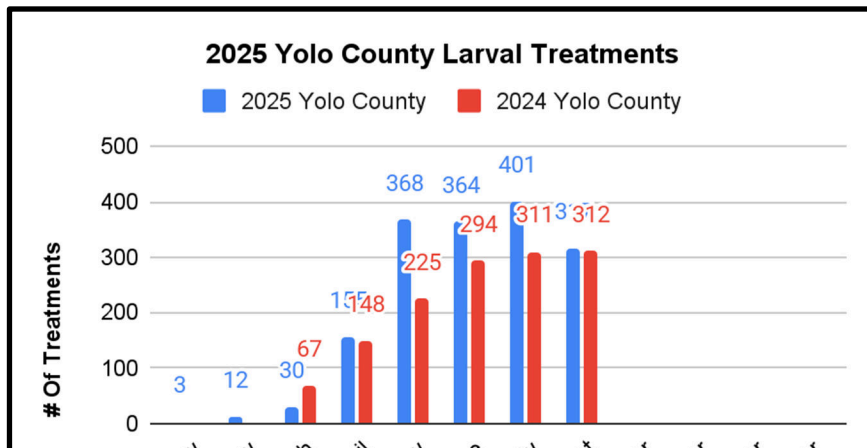
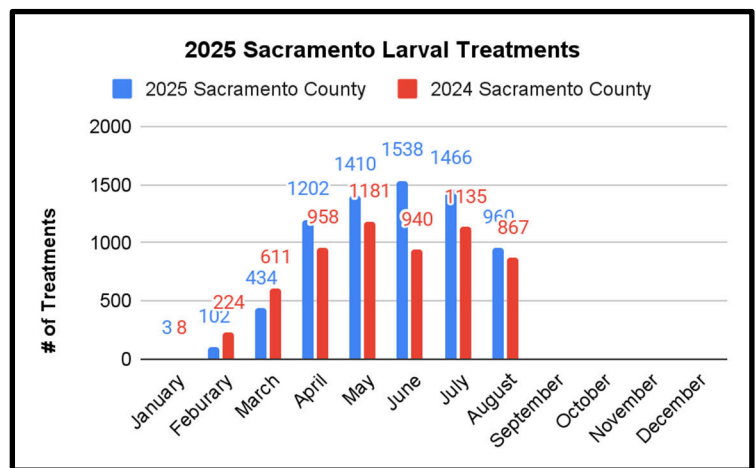
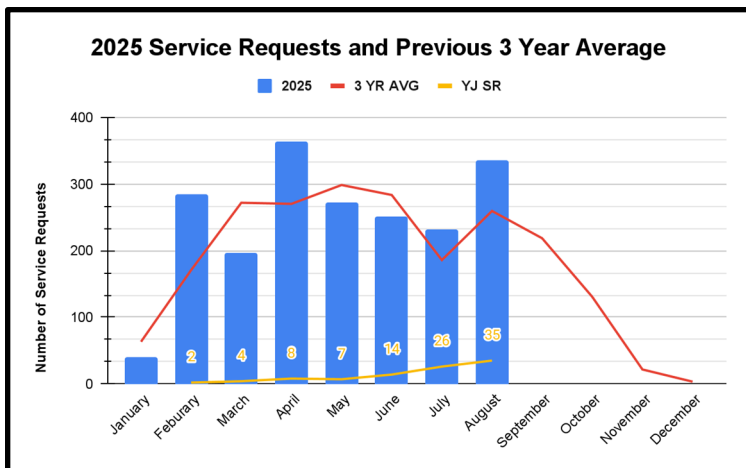
Monthly Report for the August 2025 Board Meeting

Culex, West Nile Virus (WNV) and General Mosquito Control

West Nile Virus positive mosquito samples increased in the month of August. 108 ground based ULV applications were conducted in the month in response to high trap numbers and West Nile virus positive trap locations. Control Operations will continue to respond with localized ground based applications in response to high trap counts and or West Nile positive mosquito samples.

Larval applications and adult treatments continue to be made based upon routine inspections and local service requests in both counties, and will continue into the Fall months. Treatments to irrigated pastures and crops typically continue into October based upon current weather conditions.

Vector Control Disease International (VDCI) performed thirty aerial adulticide applications over rural agricultural areas in the month of August in response to adult mosquito abundance and West Nile virus positive trap areas. Applications will continue as long as mosquito populations and or West Nile virus remain elevated.



Rice Program

The District continues to larvicide and adulticide over rice growing areas on a weekly basis based upon larval dip counts, adult trap counts, and West Nile virus positive locations. All wild rice has been harvested, with conventional white rice anticipated to start draining in early to mid September. Some of the rice growing areas will have a slightly extended growing season due to later planting dates.

**Urban Control Operations:
Catch Basin Program**

Catch basin Program has treated 51,513 and Inspected 154,883 Basins to date. In 2024 a total of 68,420 were treated at this time. Additional basins are treated around West Nile virus positive locations in addition to normal treatment areas.

Invasive Aedes Control Program

In the month of August Technicians conducted 287 inspections in which 74 potential *Aedes aegypti* larval sources were found and treated. Along with the larval detections, Technicians also performed 189 barrier adulticide treatments, and seven early morning WALS applications. Staff set out 216 BG sentinel traps gathering 136 adult detections in previously known detection areas throughout Sacramento and Yolo Counties. Staff continued surveillance in the SIT Pilot Program area of South Natomas as well as releasing 135,000 sterile *Wolbachia*-infected male mosquitoes over the past month.

Yellow Jacket Control

Both Sacramento Control crews are monitoring historical Yellowjacket nest location areas and are responding to individual service requests. While the season started with low trap numbers, most likely due to the mild summer Yellowjacket populations are increasing going into the fall months.

UAS larvicide Operations

Leading Edge Aerial Technologies (LEA) performed six applications over both Sacramento and Yolo Counties last month. At the time of this report over 3,385 acres have been treated by LEA this year.



PUBLIC INFORMATION AND EDUCATION
Monthly Report for the September 2025 Board Meeting

Community Outreach Events:

In September, we continued our strong presence at community outreach events. Given the ongoing West Nile virus activity in Davis, we recently participated in the Davis Family Fun Fest. This event was especially valuable, as it allowed us to connect directly with residents in the community where much of our mosquito control work has been focused. Attendees asked about ground spraying in local parks, the first human case of West Nile virus detected in Davis, as well as questions about no-see-ums and other District services.

Other upcoming events include the Family day at the Office of Emergency Services which promotes being prepared for natural disasters as part of National Preparedness Month. In addition we will be at the Fair Oaks Chicken Festival, which draws large crowds from across the region. At the end of the month, we will also take part in the Winters Carnitas Festival and the Rosemont community celebrations—both areas experiencing significant invasive mosquito activity. These events will give us an excellent opportunity to answer residents’ questions about the surge in invasive mosquitoes and share details about the District’s response.

Media Coverage:

This month brought excellent media opportunities highlighting our work and community outreach. Capitol Public Radio recently produced a feature story on the Sterile Insect Technique (SIT) Program in Natomas, following our staff during sterile male mosquito releases. The story allowed us to explain the program, share details about resident outreach, and discuss future plans for the project.

The weekend before Labor Day, I participated in a live interview on Univision’s morning news show to provide mosquito prevention tips ahead of the holiday weekend. In addition, as part of our media buy, I joined a *Studio 40 Live* segment to discuss current West Nile virus activity, the spread of invasive mosquitoes, and the District’s response efforts.

School assemblies:

With the start of the new school year, we are once again partnering with Red Shoe Productions to bring “*What Bugs You*” assemblies to local schools. We are in the process of reaching out and scheduling these interactive presentations over the coming months. The assemblies give students a fun and engaging way to learn about the mosquito lifecycle, prevention tips, and common mosquito myths.

Advertising Campaign

The advertising campaign continues to be in full swing and our Fight the Bite messages are airing consistently across radio and television stations. Currently we are airing content specific to invasive mosquitoes due to new and ongoing detections. The media schedule is in flights so that our messages are being rotated across stations and this ensures a constant presence at all times throughout the media market. The advertising campaign will continue through the middle of October.

Repellent Distribution

Repellent distribution continues as field technicians distribute repellent and other district materials to all service requests. Recently, mosquito repellent wipes were dropped off at The Hamptons, a community in north Sacramento situated across from rice fields. In addition, repellent wipes were given to Mercy Peddlers, an organization that helps unhoused residents in Sacramento. Lastly, the Sacramento airport requested wipes for staff that were being bitten during work hours.

Social media

Our social media efforts continue and content is focused on ongoing West Nile virus activity throughout the District, invasive mosquitoes, signing up for spraying notifications, using repellent and general mosquito prevention messages.

Sacramento-Yolo Mosquito and Vector Control District

September 16, 2025 Board Meeting

4. Status of West Nile Virus Activity and District Response

Staff Report:

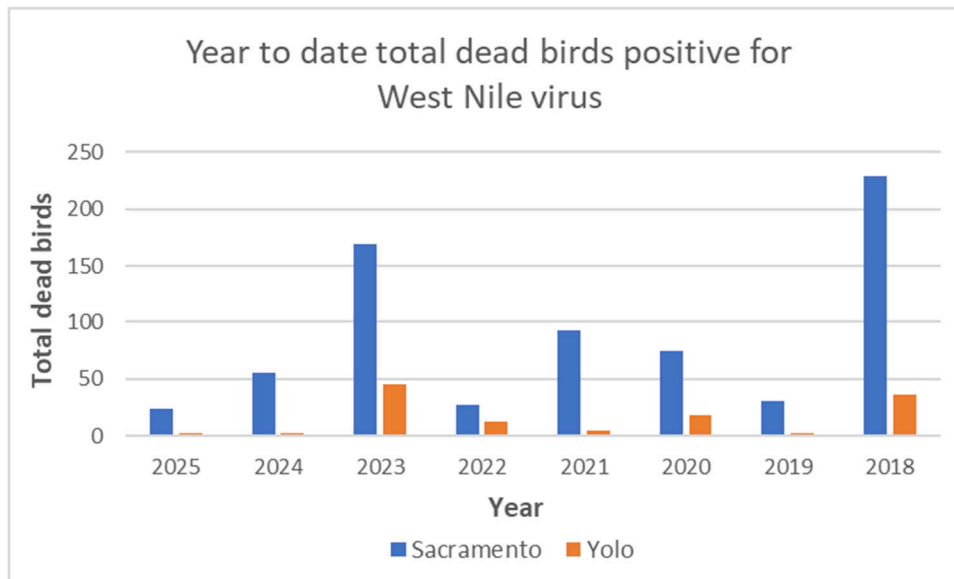
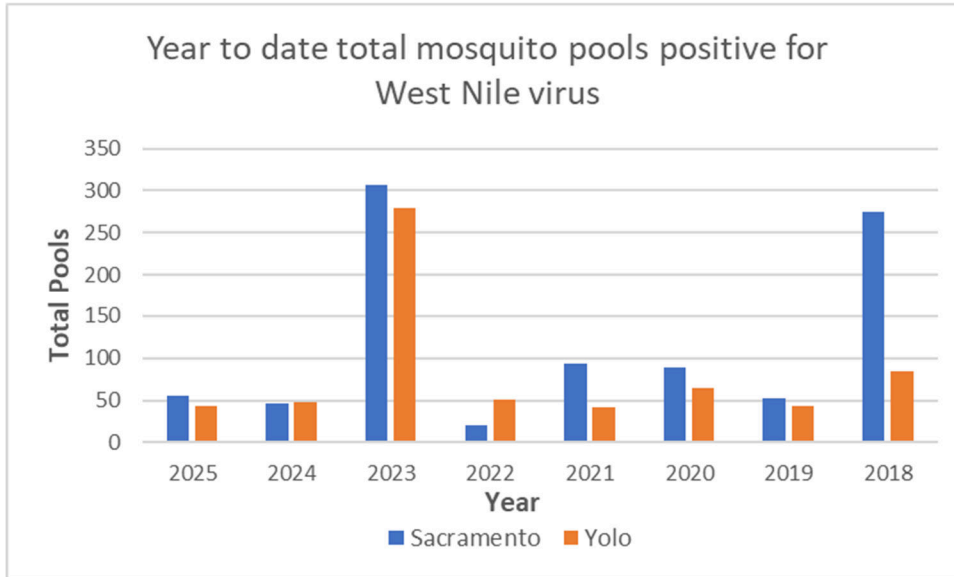
The District continues to follow the Mosquito and Mosquito Borne Disease Management Plan which highlights the steps that personnel take in responding to high abundance or infections in the mosquito population. When a dead bird or mosquito is found to have been infected with West Nile virus, lab personnel enhance surveillance efforts around the location to determine the potential spread of the detection. Control operation personnel then conduct a radius of both larval and adult sources to help reduce the number of mosquitoes in the area and to reduce the risk of transmission to the population. The District then continues to monitor the area to determine the geographic extent of the infection and to see if the number of infections decreases from the effort of the control personnel. If infections persist in the area, then more aggressive measures are considered.

The District's 2025 WNV season has been similar to last year, with slightly below-average detections in both mosquito samples and tested birds. The District continues to respond with ground-based adulticide treatments in urban and suburban areas as needed. In rural and agricultural zones, the District has maintained its aerial adulticide program over rice-growing areas and other agricultural lands to reduce mosquito populations and prevent migration into population centers. The number of aerial applications over rural areas in 2025 is comparable to 2024, despite a modest reduction in rice acreage this year (40,946 acres in 2025 compared to 43,561 acres in 2024). No urban aerial adulticide treatments have been scheduled this year.

Statewide, WNV activity shows a mixed pattern. There has been a substantial decline in WNV-positive dead birds (down 71% compared to 2024), while WNV-positive mosquito pools have increased by 38%. This rise is driven largely by very high WNV activity reported out of Tulare County in the San Joaquin Valley.

State of California YTD West Nile Virus Comparisons - Thru 09/6/2025			
	2023	2024	2025
Total # Dead Bird Reports	4,939	4,980	6,294
# Positive Counties	39	30	31
# Human Cases	98	38	31
# Positive Dead Birds / # Tested	502 / 1,441	391 / 1,434	115 / 1,379
# Positive Mosquito Pools / # Tested	3,455 / 38,551	1,523 / 35,025	2,097 / 36,088
# Seroconversions / # Tested	132 / 2,893	93 / 3,478	26 / 2,756

In Sacramento and Yolo Counties the levels of WNV activity are closer to what was detected in 2019, 2020, 2021, and 2022. Where 2018 and 2023 were outbreak years with increased WNV activity in birds and mosquitoes. The charts below highlight West Nile virus activity in Sacramento and Yolo Counties detected through week 36 for the current and past seven years.



Recommendation:
Information Only

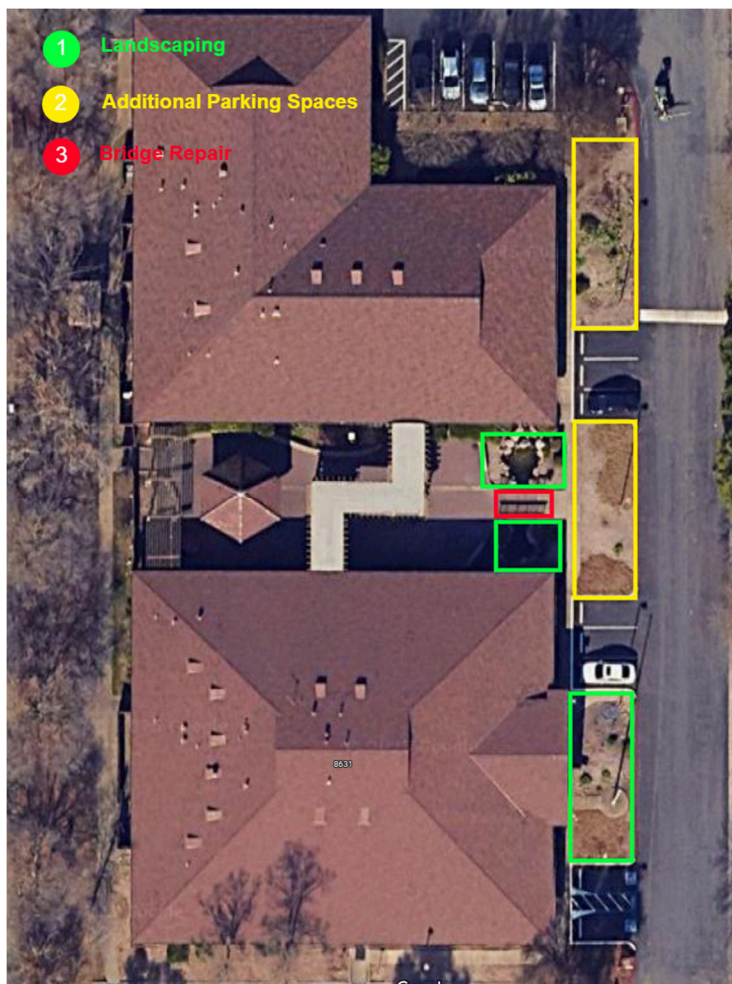
Sacramento-Yolo Mosquito and Vector Control District

September 16, 2025 Board Meeting

5. Board Review and Consideration to Expand District Vehicle Parking Slots and Improve Front Landscaping Not to Exceed \$100,000

Staff Report:

The need for expansion of parking spaces is becoming more apparent as the District continues to grow in full-time staff and seasonals. The proposed addition of parking stalls in front of the Administration building would replace outdated landscaping with a more functional space to better accommodate District staff and guests. Staff obtained bids for a project that combines additional parking spaces with updating landscaping for existing areas. The proposal also includes general repairs to the Administration Building grounds, specifically to the existing footbridge over the pond as well as the pond filter housing which are both showing signs of deterioration due to dry rot.





Recommendation:

Approve the contract with AA Construction to perform parking lot upgrade, landscaping and general repairs not to exceed \$100,000.

AA CONSTRUCTION
Rocklin California 95765
U.S.A

QUOTE

24

Bill To
Steve Ramos

Quote Date : 26 Jun 2025

Subject :
Parking lot repair - Landscape enhancements

#	Item & Description	Qty	Rate	Amount
1	Add 13 parking stalls to existing parking lot. Price includes the following: - Stump grinding and removal in landscape where new parking stalls will be placed - Demolition of old curb around perimeter of existing landscape - install new curb to match existing profile - Install new asphalt - Paint stripes for new parking stalls	0.00	0.00	0.00
2	Remove and rebuild foot bridge over pond	0.00	0.00	0.00
3	Remove and replace 30'x4' section of sidewalk next to parking lot and align with existing sidewalk	0.00	0.00	0.00
4	Install new dry riverbed and plants at flagpole per customer provided rendering	0.00	0.00	0.00
5	Install small boulders and plants in landscape around pond per customer provided rendering	0.00	0.00	0.00
6	Build equipment pad cover around existing pond equipment	0.00	0.00	0.00
7	Total for all work	1.00	89,814.00	89,814.00
			Sub Total	89,814.00
			Total	\$89,814.00

Notes

Any alteration or deviation from above specifications involving extra costs, will be executed only upon written orders, and will become an extra charge over and above this estimate. Owner is to carry any necessary insurances. Contractors are required by law to be licensed and regulated by the Contractors State License Board. Any questions concerning a contractor may be referred to: Registrar, Contractors State License Board, (9835 Goethe Road, Sacramento, California. (mailing address: P. O. Box 26000, Sacramento, California 95827). If additional mobilization activities and costs are required during the performance of the contract as a result of changed or delayed facility scheduling, the

Contractor is entitled to an adjustment in contract price, compensation for such costs will be included in the price adjustment. Price is only valid until expiration date

Terms & Conditions

Due upon completion



Sent by Serge Kononenko on Aug 26, 2025

Sent

Good Life Construction, Inc Lic #979670

3720 Madison Ave Ste 250

North Highlands, CA 95660-5099

Phone: (916) 833-1379

Lic #979670

Sac yellow Mosquito control district

Cell: +19164052072

Job Address:

8631 Bond Rd

Elk Grove, CA 95624

Print Date: 8-27-2025

Proposal for SK - 2508 - 8631 Bond Rd

Items	Description	Price
Parking Lot Modifications	<p>1. Demolition & Removal Sawcut and remove (2) existing concrete planters with surrounding curb: Planter A: approx. 52" x 19" Planter B: approx. 50" x 19" Sawcut and remove (1) section of sidewalk approx. 52' x 4'. Haul away and dispose of all debris offsite.</p> <p>2. Light Pole Relocation Disconnect and remove (2) existing light poles within planter footprint. Relocate poles to new location at the curb, including trenching and conduit extension to reconnect to existing electrical system. Patch and restore surrounding pavement as needed.</p> <p>3. Irrigation Modifications Relocate (1) irrigation control valve affected by planter removal. Reconnect and test irrigation to confirm functionality of surrounding landscape zones.</p> <p>4. Subgrade Preparation & Paving Compact subgrade per geotechnical recommendations. Place and compact aggregate base. Install 3" hot mix asphalt to match existing parking lot section.</p> <p>5. Concrete Work Form, prep, and pour new sidewalk replacement (approx. 52' x 4'), 4" thick concrete with broom finish to match existing. Restore adjacent curb transitions as required.</p> <p>6. Parking Lot Striping & Accessories Stripe new parking stalls in accordance with plan layout and code requirements (including ADA if required by layout). Furnish and install wheel stops (bump stops) at each new stall.</p> <p>Notes & Exclusions Utility conflicts, if encountered, will be addressed via change order. Scope assumes power for relocated poles can be extended from existing circuits without requiring panel upgrades. Irrigation relocation limited to control valve only; mainline reroutes or zone reconfiguration excluded. Permits and Plans. These service can be done with our sister company TOV Plans and billed to the client directly.</p>	\$75,492.00
Bridge Repair	<p>1. Site Preparation Drain pond beneath the bridge to provide a safe and dry work area for crew access. Install temporary safety barriers and signage around the bridge area.</p> <p>2. Demolition & Removal Remove existing deck boards across the bridge surface (approx. 10' x 9'). Remove and dispose of (3) deteriorated framing beams. Remove and dispose existing railing system.</p> <p>3. Structural Repairs Install (3) replacement framing beams. All framing to be properly anchored and secured to maintain bridge integrity.</p> <p>4. Decking Installation Install new deck boards using Con Common Redwood. Apply weather-resistant redwood sealer or paint. *Client to confirm.</p> <p>5. Railing System Rebuild Construct new wood railing system with the following: 4x4 redwood posts. 2x8 redwood rail cap. 2x2 redwood spindles. *This material will con common redwood.</p> <p>6. Cleanup & Finalization Remove all construction debris from site.</p>	\$14,896.00

Items	Description	Price
Cover and Filter Enclosure	<p>1. Demolition & Removal Remove and dispose of existing frame and deck boards covering the in-ground filter (approx. 9' x 6').</p> <p>2. Structural Framing Install new pressure treated framing over the in-ground filter.</p> <p>3. Decking Installation Install new Trex Enhance Basics composite deck boards (color to be selected by client) over the 9' x 6' filter frame.</p> <p>4. Enclosure Construction Build a 4' high enclosure around pond filters (approx. 13 linear feet). Structure framed with pressure-treated lumber. Finish enclosure with Trex Enhance Basics boards.</p> <p>5. Finalization & Cleanup Remove and haul away all construction debris. Scope does not include electrical, plumbing, or mechanical work related to pond filters. Enclosure assumes standard straight-line construction. Excludes design elements or custom gates.</p>	\$12,608.00
Terms & Conditions -	<p>*Includes labor and materials.</p> <p>*Permits are not included in this proposal. They can be obtained through our sister company, TOV Plans & Permitting, and billed directly to the client.</p> <p>*Good Life Construction crew will ensure the work area is kept clean and safe during course of repairs.</p> <p>*Good Life Construction warrants workmanship for 1 year and manufacturer warranties apply to all supplied materials.</p> <p>*Any unexpected repairs or modifications will be documented in a change order for client approval before proceeding.</p> <p>Note: Any delays due to weather, material availability, or unforeseen conditions will be communicated promptly.</p>	\$0.00

Total Price: \$102,996.00

I confirm that my action here represents my electronic signature and is binding.

Signature: _____

Date: _____

Print Name: _____

Sacramento-Yolo Mosquito and Vector Control District

September 16, 2025 Board Meeting

6. **Closed Session- Provide Instruction to Designated Labor Representatives (Gov. Code s. 54957.6 (a)-Labor Negotiations)**